

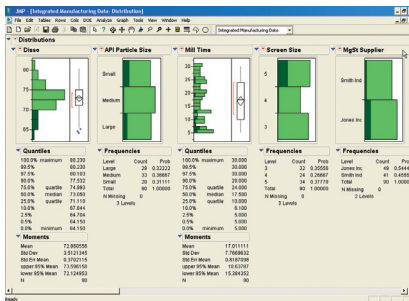


JMP® SOFTWARE FOR VISUAL SIX SIGMA

JMP's comprehensive statistics and interactivity make it the statistical software of choice for consultants and companies using Six Sigma. JMP supports the DFSS and the DMAIC processes with software usable for Green Belts through Master Black Belts.

Easy and Smart Analytics for All Your Data

JMP lets you get to data wherever it lives. Join, sort, concatenate, subset, stack, and split data tables from any source quickly and easily.

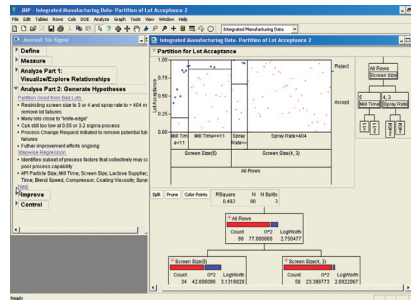


JMP displays graphs and statistical reports in the same window and helps you find outliers that distort results or reveal important patterns.

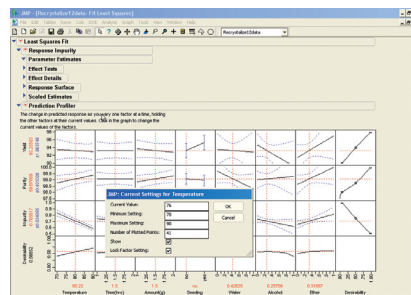
STATISTICAL DISCOVERY. FROM SAS.

Uncover Opportunities for Maximum Improvement

JMP is the only analytic tool that offers exploratory data mining, custom design of experiments with total flexibility on resource allocation, and the ability to specify the way a variable should be analyzed and displayed. JMP lets you build a design based on the resources you want to commit to the experiment.



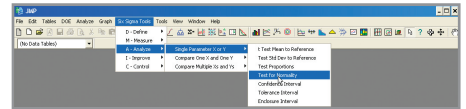
JMP's partition platform sifts through all possible factors to find the most important ones. By continuing to sift through the factors, you can identify where to focus your process intervention.



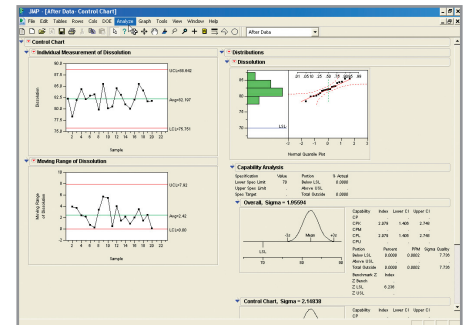
After collecting the data for an experiment, you can investigate the impact of changing the settings interactively, even locking settings for factors that you can't or don't want to change.

Eliminate Guesswork

JMP menu generators let you standardize the analytics used for your projects, reduce the chance of error, and minimize training time.



Use JMP's DMAIC menu or create your own.



Organize and package analysis results into familiar 'six packs' and 'five packs' that give all familiar key metrics for good decisions in one window.