



Version 12

JSL Syntax Reference

*"The real voyage of discovery consists not in seeking new
landscapes, but in having new eyes."*

Marcel Proust

JMP, A Business Unit of SAS
SAS Campus Drive
Cary, NC 27513

The correct bibliographic citation for this manual is as follows: SAS Institute Inc. 2015. *JMP® 12 JSL Syntax Reference*. Cary, NC: SAS Institute Inc.

JMP® 12 JSL Syntax Reference

Copyright © 2015, SAS Institute Inc., Cary, NC, USA

ISBN 978-1-62959-454-5 (Hardcopy)

ISBN 978-1-62959-456-9 (EPUB)

ISBN 978-1-62959-457-6 (MOBI)

ISBN 978-1-62959-455-2 (PDF)

All rights reserved. Produced in the United States of America.

For a hard-copy book: No part of this publication may be reproduced, stored in a retrieval system, or transmitted, in any form or by any means, electronic, mechanical, photocopying, or otherwise, without the prior written permission of the publisher, SAS Institute Inc.

For a web download or e-book: Your use of this publication shall be governed by the terms established by the vendor at the time you acquire this publication.

The scanning, uploading, and distribution of this book via the Internet or any other means without the permission of the publisher is illegal and punishable by law. Please purchase only authorized electronic editions and do not participate in or encourage electronic piracy of copyrighted materials. Your support of others' rights is appreciated.

U.S. Government License Rights; Restricted Rights: The Software and its documentation is commercial computer software developed at private expense and is provided with RESTRICTED RIGHTS to the United States Government. Use, duplication or disclosure of the Software by the United States Government is subject to the license terms of this Agreement pursuant to, as applicable, FAR 12.212, DFAR 227.7202-1(a), DFAR 227.7202-3(a) and DFAR 227.7202-4 and, to the extent required under U.S. federal law, the minimum restricted rights as set out in FAR 52.227-19 (DEC 2007). If FAR 52.227-19 is applicable, this provision serves as notice under clause (c) thereof and no other notice is required to be affixed to the Software or documentation. The Government's rights in Software and documentation shall be only those set forth in this Agreement.

SAS Institute Inc., SAS Campus Drive, Cary, North Carolina 27513-2414.

March 2015

SAS® and all other SAS Institute Inc. product or service names are registered trademarks or trademarks of SAS Institute Inc. in the USA and other countries. ® indicates USA registration.

Other brand and product names are trademarks of their respective companies.

Technology License Notices

- Scintilla - Copyright © 1998-2014 by Neil Hodgson <neilh@scintilla.org>.

All Rights Reserved.

Permission to use, copy, modify, and distribute this software and its documentation for any purpose and without fee is hereby granted, provided that the above copyright notice appear in all copies and that both that copyright notice and this permission notice appear in supporting documentation.

NEIL HODGSON DISCLAIMS ALL WARRANTIES WITH REGARD TO THIS SOFTWARE, INCLUDING ALL IMPLIED WARRANTIES OF MERCHANTABILITY AND FITNESS, IN NO EVENT SHALL NEIL HODGSON BE LIABLE FOR ANY SPECIAL, INDIRECT OR CONSEQUENTIAL DAMAGES OR ANY DAMAGES WHATSOEVER RESULTING FROM LOSS OF USE, DATA OR PROFITS, WHETHER IN AN ACTION OF CONTRACT, NEGLIGENCE OR OTHER TORTIOUS ACTION, ARISING OUT OF OR IN CONNECTION WITH THE USE OR PERFORMANCE OF THIS SOFTWARE.

- Telerik RadControls: Copyright © 2002-2012, Telerik. Usage of the included Telerik RadControls outside of JMP is not permitted.
- ZLIB Compression Library - Copyright © 1995-2005, Jean-Loup Gailly and Mark Adler.
- Made with Natural Earth. Free vector and raster map data @ naturalearthdata.com.
- Packages - Copyright © 2009-2010, Stéphane Sudre (s.sudre.free.fr). All rights reserved.

Redistribution and use in source and binary forms, with or without modification, are permitted provided that the following conditions are met:

Redistributions of source code must retain the above copyright notice, this list of conditions and the following disclaimer.

Redistributions in binary form must reproduce the above copyright notice, this list of conditions and the following disclaimer in the documentation and/or other materials provided with the distribution.

Neither the name of the WhiteBox nor the names of its contributors may be used to endorse or promote products derived from this software without specific prior written permission.

THIS SOFTWARE IS PROVIDED BY THE COPYRIGHT HOLDERS AND CONTRIBUTORS "AS IS" AND ANY EXPRESS OR IMPLIED WARRANTIES, INCLUDING, BUT NOT LIMITED TO, THE IMPLIED WARRANTIES OF MERCHANTABILITY AND FITNESS FOR A PARTICULAR PURPOSE ARE DISCLAIMED. IN NO EVENT SHALL THE COPYRIGHT OWNER OR CONTRIBUTORS BE LIABLE FOR ANY DIRECT, INDIRECT, INCIDENTAL, SPECIAL, EXEMPLARY, OR CONSEQUENTIAL DAMAGES

(INCLUDING, BUT NOT LIMITED TO, PROCUREMENT OF SUBSTITUTE GOODS OR SERVICES; LOSS OF USE, DATA, OR PROFITS; OR BUSINESS INTERRUPTION) HOWEVER CAUSED AND ON ANY THEORY OF LIABILITY, WHETHER IN CONTRACT, STRICT LIABILITY, OR TORT (INCLUDING NEGLIGENCE OR OTHERWISE) ARISING IN ANY WAY OUT OF THE USE OF THIS SOFTWARE, EVEN IF ADVISED OF THE POSSIBILITY OF SUCH DAMAGE.

- iODBC software - Copyright © 1995-2006, OpenLink Software Inc and Ke Jin (www.iodbc.org). All rights reserved.

Redistribution and use in source and binary forms, with or without modification, are permitted provided that the following conditions are met:

- Redistributions of source code must retain the above copyright notice, this list of conditions and the following disclaimer.
- Redistributions in binary form must reproduce the above copyright notice, this list of conditions and the following disclaimer in the documentation and/or other materials provided with the distribution.
- Neither the name of OpenLink Software Inc. nor the names of its contributors may be used to endorse or promote products derived from this software without specific prior written permission.

THIS SOFTWARE IS PROVIDED BY THE COPYRIGHT HOLDERS AND CONTRIBUTORS “AS IS” AND ANY EXPRESS OR IMPLIED WARRANTIES, INCLUDING, BUT NOT LIMITED TO, THE IMPLIED WARRANTIES OF MERCHANTABILITY AND FITNESS FOR A PARTICULAR PURPOSE ARE DISCLAIMED. IN NO EVENT SHALL OPENLINK OR CONTRIBUTORS BE LIABLE FOR ANY DIRECT, INDIRECT, INCIDENTAL, SPECIAL, EXEMPLARY, OR CONSEQUENTIAL DAMAGES (INCLUDING, BUT NOT LIMITED TO, PROCUREMENT OF SUBSTITUTE GOODS OR SERVICES; LOSS OF USE, DATA, OR PROFITS; OR BUSINESS INTERRUPTION) HOWEVER CAUSED AND ON ANY THEORY OF LIABILITY, WHETHER IN CONTRACT, STRICT LIABILITY, OR TORT (INCLUDING NEGLIGENCE OR OTHERWISE) ARISING IN ANY WAY OUT OF THE USE OF THIS SOFTWARE, EVEN IF ADVISED OF THE POSSIBILITY OF SUCH DAMAGE.

- bzip2, the associated library “libbzip2”, and all documentation, are Copyright © 1996-2010, Julian R Seward. All rights reserved.

Redistribution and use in source and binary forms, with or without modification, are permitted provided that the following conditions are met:

Redistributions of source code must retain the above copyright notice, this list of conditions and the following disclaimer.

The origin of this software must not be misrepresented; you must not claim that you wrote the original software. If you use this software in a product, an acknowledgment in the product documentation would be appreciated but is not required.

Altered source versions must be plainly marked as such, and must not be misrepresented as being the original software.

The name of the author may not be used to endorse or promote products derived from this software without specific prior written permission.

THIS SOFTWARE IS PROVIDED BY THE AUTHOR "AS IS" AND ANY EXPRESS OR IMPLIED WARRANTIES, INCLUDING, BUT NOT LIMITED TO, THE IMPLIED WARRANTIES OF MERCHANTABILITY AND FITNESS FOR A PARTICULAR PURPOSE ARE DISCLAIMED. IN NO EVENT SHALL THE AUTHOR BE LIABLE FOR ANY DIRECT, INDIRECT, INCIDENTAL, SPECIAL, EXEMPLARY, OR CONSEQUENTIAL DAMAGES (INCLUDING, BUT NOT LIMITED TO, PROCUREMENT OF SUBSTITUTE GOODS OR SERVICES; LOSS OF USE, DATA, OR PROFITS; OR BUSINESS INTERRUPTION) HOWEVER CAUSED AND ON ANY THEORY OF LIABILITY, WHETHER IN CONTRACT, STRICT LIABILITY, OR TORT (INCLUDING NEGLIGENCE OR OTHERWISE) ARISING IN ANY WAY OUT OF THE USE OF THIS SOFTWARE, EVEN IF ADVISED OF THE POSSIBILITY OF SUCH DAMAGE.

- R software is Copyright © 1999-2012, R Foundation for Statistical Computing.
- MATLAB software is Copyright © 1984-2012, The MathWorks, Inc. Protected by U.S. and international patents. See www.mathworks.com/patents. MATLAB and Simulink are registered trademarks of The MathWorks, Inc. See www.mathworks.com/trademarks for a list of additional trademarks. Other product or brand names may be trademarks or registered trademarks of their respective holders.
- libopc is Copyright © 2011, Florian Reuter. All rights reserved.

Redistribution and use in source and binary forms, with or without modification, are permitted provided that the following conditions are met:

- Redistributions of source code must retain the above copyright notice, this list of conditions and the following disclaimer.
- Redistributions in binary form must reproduce the above copyright notice, this list of conditions and the following disclaimer in the documentation and / or other materials provided with the distribution.
- Neither the name of Florian Reuter nor the names of its contributors may be used to endorse or promote products derived from this software without specific prior written permission.

THIS SOFTWARE IS PROVIDED BY THE COPYRIGHT HOLDERS AND CONTRIBUTORS "AS IS" AND ANY EXPRESS OR IMPLIED WARRANTIES, INCLUDING, BUT NOT LIMITED TO, THE IMPLIED WARRANTIES OF MERCHANTABILITY AND FITNESS FOR A PARTICULAR PURPOSE ARE DISCLAIMED. IN NO EVENT SHALL THE COPYRIGHT OWNER OR CONTRIBUTORS BE LIABLE FOR ANY DIRECT, INDIRECT, INCIDENTAL, SPECIAL, EXEMPLARY, OR CONSEQUENTIAL DAMAGES (INCLUDING, BUT NOT LIMITED TO, PROCUREMENT OF SUBSTITUTE GOODS OR SERVICES; LOSS OF USE, DATA, OR PROFITS; OR BUSINESS INTERRUPTION) HOWEVER CAUSED AND ON ANY THEORY OF LIABILITY, WHETHER IN CONTRACT, STRICT LIABILITY, OR TORT (INCLUDING NEGLIGENCE OR OTHERWISE) ARISING IN ANY WAY OUT OF THE USE OF THIS SOFTWARE, EVEN IF ADVISED OF THE POSSIBILITY OF SUCH DAMAGE.

- libxml2 - Except where otherwise noted in the source code (e.g. the files hash.c, list.c and the trio files, which are covered by a similar licence but with different Copyright notices) all the files are:

Copyright © 1998 - 2003 Daniel Veillard. All Rights Reserved.

Permission is hereby granted, free of charge, to any person obtaining a copy of this software and associated documentation files (the "Software"), to deal in the Software without restriction, including without limitation the rights to use, copy, modify, merge, publish, distribute, sublicense, and/or sell copies of the Software, and to permit persons to whom the Software is furnished to do so, subject to the following conditions:

The above copyright notice and this permission notice shall be included in all copies or substantial portions of the Software.

THE SOFTWARE IS PROVIDED "AS IS", WITHOUT WARRANTY OF ANY KIND, EXPRESS OR IMPLIED, INCLUDING BUT NOT LIMITED TO THE WARRANTIES OF MERCHANTABILITY, FITNESS FOR A PARTICULAR PURPOSE AND NONINFRINGEMENT. IN NO EVENT SHALL THE DANIEL VEILLARD BE LIABLE FOR ANY CLAIM, DAMAGES OR OTHER LIABILITY, WHETHER IN AN ACTION OF CONTRACT, TORT OR OTHERWISE, ARISING FROM, OUT OF OR IN CONNECTION WITH THE SOFTWARE OR THE USE OR OTHER DEALINGS IN THE SOFTWARE.

Except as contained in this notice, the name of Daniel Veillard shall not be used in advertising or otherwise to promote the sale, use or other dealings in this Software without prior written authorization from him.

Get the Most from JMP®

Whether you are a first-time or a long-time user, there is always something to learn about JMP.

Visit JMP.com to find the following:

- live and recorded webcasts about how to get started with JMP
- video demos and webcasts of new features and advanced techniques
- details on registering for JMP training
- schedules for seminars being held in your area
- success stories showing how others use JMP
- a blog with tips, tricks, and stories from JMP staff
- a forum to discuss JMP with other users

<http://www.jmp.com/getstarted/>

Contents

JSL Syntax Reference

1 Learn about JMP

Documentation and Additional Resources	13
Formatting Conventions	15
JMP Documentation	15
JMP Documentation Library	16
JMP Help	20
Additional Resources for Learning JMP	20
Tutorials	21
Sample Data Tables	21
Learn about Statistical and JSL Terms	21
Learn JMP Tips and Tricks	22
Tooltips	22
JMP User Community	22
JMPer Cable	22
JMP Books by Users	23
The JMP Starter Window	23

2 JSL Functions

Summary of Functions, Operators, and Messages	25
Assignment Functions	27
Character Functions	31
Character Pattern Functions	46
Comment Functions	55
Comparison Functions	56
Conditional and Logical Functions	62
Constant	69
Date and Time Functions	69
Discrete Probability Functions	77

Display	80
Expression Functions	98
File Functions	100
Financial Functions	114
Graphic Functions	119
MATLAB Integration Functions	134
MATLAB JSL Function Interfaces	134
MATLAB JSL Scriptable Object Interfaces	141
Matrix Functions	144
Numeric Functions	161
Optimization Functions	164
Probability Functions	165
Programming Functions	181
R Integration Functions	194
Random Functions	199
Row Functions	204
Row State Functions	209
SAS Integration Functions	212
SQL Functions	229
Statistical Functions	231
Transcendental Functions	240
Trigonometric Functions	246
Utility Functions	249
Platform Scripting Notes	273
Fit Model	273
Scripting Options for All Platforms	273
Individual Platform Options	273

3 JSL Messages

Summary of Messages for Objects and Display Boxes	281
Alpha Shape	283
Associative Arrays	283
Data Tables	284

Columns	297
Rows	302
Data Filter	303
Databases	305
Datafeed	306
Display Boxes	307
All Display Boxes	307
Axis Boxes	314
Border Boxes	317
Data Grid Boxes	318
Frame Boxes	318
Matrix Boxes	320
Nom Axis Boxes	321
Number Col Boxes	321
Outline Boxes	322
Panel Boxes	323
Plot Col Boxes	323
Slider Boxes and Range Slider Boxes	323
String Col Boxes	325
Tab Boxes	325
Table Boxes	326
Text Boxes	328
Windows	329
Dynamic Link Libraries (DLLs)	332
Images	334
Platforms	336
Response Screening	339
Tabulate	339
R Integration Messages	341
SAS Integration Messages	344
Metadata Server Objects	344
SAS Server Objects	345
Stored Processes	355
SAS Results	361

Schedule	363
Sockets	364
SQL	367
Tree Node and Tree Box	368
Triangulation	369
Other Objects	371
Zip Archives	371
Journals	371
Index	
JSL Syntax Reference	373

Chapter 1

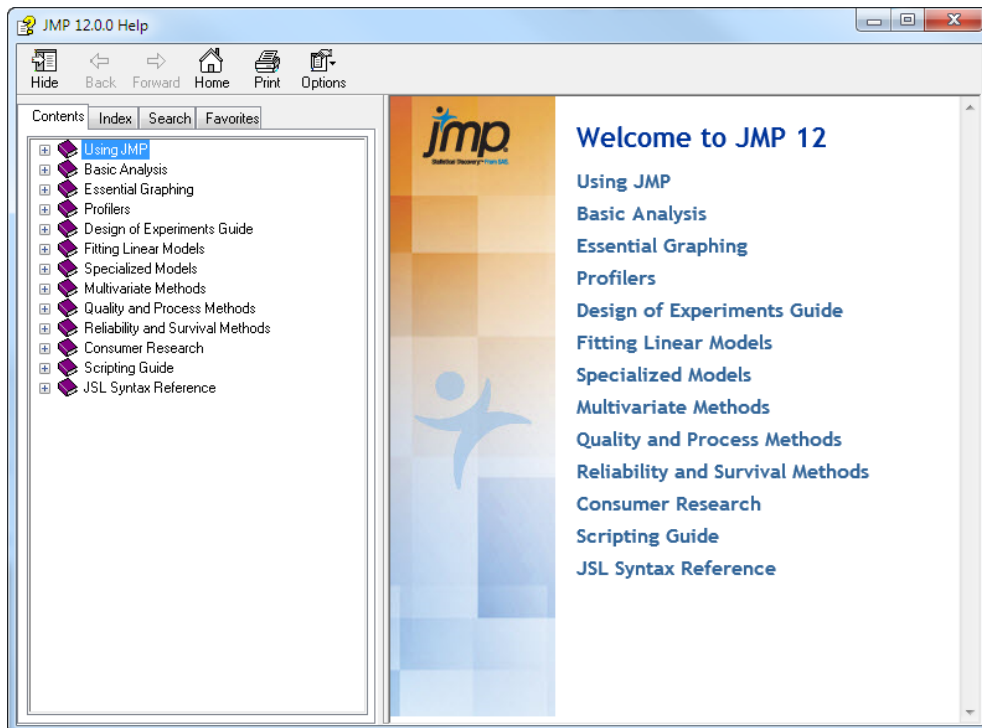
Learn about JMP

Documentation and Additional Resources

This chapter includes the following information:

- book conventions
- JMP documentation
- JMP Help
- additional resources, such as the following:
 - other JMP documentation
 - tutorials
 - indexes
 - Web resources

Figure 1.1 The JMP Help Home Window on Windows




Contents

Formatting Conventions	15
JMP Documentation	15
JMP Documentation Library	16
JMP Help	20
Additional Resources for Learning JMP	20
Tutorials	21
Sample Data Tables	21
Learn about Statistical and JSL Terms	21
Learn JMP Tips and Tricks	22
Tooltips	22
JMP User Community	22
JMPer Cable	22
JMP Books by Users	23
The JMP Starter Window	23

Formatting Conventions

The following conventions help you relate written material to information that you see on your screen.

- Sample data table names, column names, pathnames, filenames, file extensions, and folders appear in Helvetica font.
- Code appears in Lucida Sans Typewriter font.
- Code output appears in *Lucida Sans Typewriter* italic font and is indented farther than the preceding code.
- **Helvetica bold** formatting indicates items that you select to complete a task:
 - buttons
 - check boxes
 - commands
 - list names that are selectable
 - menus
 - options
 - tab names
 - text boxes
- The following items appear in italics:
 - words or phrases that are important or have definitions specific to JMP
 - book titles
 - variables
 - script output
- Features that are for JMP Pro only are noted with the JMP Pro icon . For an overview of JMP Pro features, visit <http://www.jmp.com/software/pro/>.

Note: Special information and limitations appear within a Note.

Tip: Helpful information appears within a Tip.

JMP Documentation

JMP offers documentation in various formats, from print books and Portable Document Format (PDF) to electronic books (e-books).

- Open the PDF versions from the **Help > Books** menu or from the JMP online Help footers.
- All books are also combined into one PDF file, called *JMP Documentation Library*, for convenient searching. Open the *JMP Documentation Library* PDF file from the **Help > Books** menu.
- e-books are available at online retailers. Visit <http://www.jmp.com/support/downloads/documentation.shtml> for details.
- You can also purchase printed documentation on the SAS website:
<http://support.sas.com/documentation/onlinedoc/jmp/index.html>

JMP Documentation Library

The following table describes the purpose and content of each book in the JMP library.

Document Title	Document Purpose	Document Content
<i>Discovering JMP</i>	If you are not familiar with JMP, start here.	Introduces you to JMP and gets you started creating and analyzing data.
<i>Using JMP</i>	Learn about JMP data tables and how to perform basic operations.	Covers general JMP concepts and features that span across all of JMP, including importing data, modifying columns properties, sorting data, and connecting to SAS.
<i>Basic Analysis</i>	Perform basic analysis using this document.	<div>Describes these Analyze menu platforms:<ul style="list-style-type: none">• Distribution• Fit Y by X• Matched Pairs• Tabulate</div> <div>How to approximate sampling distributions using bootstrapping and modeling utilities are also included.</div>

Document Title	Document Purpose	Document Content
<i>Essential Graphing</i>	Find the ideal graph for your data.	<p>Describes these Graph menu platforms:</p> <ul style="list-style-type: none"> • Graph Builder • Overlay Plot • Scatterplot 3D • Contour Plot • Bubble Plot • Parallel Plot • Cell Plot • Treemap • Scatterplot Matrix • Ternary Plot • Chart <p>The book also covers how to create background and custom maps.</p>
<i>Profilers</i>	Learn how to use interactive profiling tools, which enable you to view cross-sections of any response surface.	Covers all profilers listed in the Graph menu. Analyzing noise factors is included along with running simulations using random inputs.
<i>Design of Experiments Guide</i>	Learn how to design experiments and determine appropriate sample sizes.	Covers all topics in the DOE menu and the Screening menu item in the Analyze > Modeling menu.

Document Title	Document Purpose	Document Content
<i>Fitting Linear Models</i>	Learn about Fit Model platform and many of its personalities.	<p>Describes these personalities, all available within the Analyze menu Fit Model platform:</p> <ul style="list-style-type: none"> • Standard Least Squares • Stepwise • Generalized Regression • Mixed Model • MANOVA • Loglinear Variance • Nominal Logistic • Ordinal Logistic • Generalized Linear Model
<i>Specialized Models</i>	Learn about additional modeling techniques.	<p>Describes these Analyze > Modeling menu platforms:</p> <ul style="list-style-type: none"> • Partition • Neural • Model Comparison • Nonlinear • Gaussian Process • Time Series • Response Screening <p>The Screening platform in the Analyze > Modeling menu is described in <i>Design of Experiments Guide</i>.</p>
<i>Multivariate Methods</i>	Read about techniques for analyzing several variables simultaneously.	<p>Describes these Analyze > Multivariate Methods menu platforms:</p> <ul style="list-style-type: none"> • Multivariate • Cluster • Principal Components • Discriminant • Partial Least Squares


Document Title	Document Purpose	Document Content
<i>Quality and Process Methods</i>	Read about tools for evaluating and improving processes.	<p>Describes these Analyze > Quality and Process menu platforms:</p> <ul style="list-style-type: none"> • Control Chart Builder and individual control charts • Measurement Systems Analysis • Variability / Attribute Gauge Charts • Process Capability • Pareto Plot • Diagram
<i>Reliability and Survival Methods</i>	Learn to evaluate and improve reliability in a product or system and analyze survival data for people and products.	<p>Describes these Analyze > Reliability and Survival menu platforms:</p> <ul style="list-style-type: none"> • Life Distribution • Fit Life by X • Recurrence Analysis • Degradation and Destructive Degradation • Reliability Forecast • Reliability Growth • Reliability Block Diagram • Survival • Fit Parametric Survival • Fit Proportional Hazards
<i>Consumer Research</i>	Learn about methods for studying consumer preferences and using that insight to create better products and services.	<p>Describes these Analyze > Consumer Research menu platforms:</p> <ul style="list-style-type: none"> • Categorical • Multiple Correspondence Analysis • Factor Analysis • Choice • Uplift • Item Analysis

Document Title	Document Purpose	Document Content
<i>Scripting Guide</i>	Learn about taking advantage of the powerful JMP Scripting Language (JSL).	Covers a variety of topics, such as writing and debugging scripts, manipulating data tables, constructing display boxes, and creating JMP applications.
<i>JSL Syntax Reference</i>	Read about many JSL functions on functions and their arguments, and messages that you send to objects and display boxes.	Includes syntax, examples, and notes for JSL commands.

Note: The **Books** menu also contains two reference cards that can be printed: The *Menu Card* describes JMP menus, and the *Quick Reference* describes JMP keyboard shortcuts.

JMP Help

JMP Help is an abbreviated version of the documentation library that provides targeted information. You can open JMP Help in several ways:

- On Windows, press the F1 key to open the Help system window.
- Get help on a specific part of a data table or report window. Select the Help tool  from the **Tools** menu and then click anywhere in a data table or report window to see the Help for that area.
- Within a JMP window, click the **Help** button.
- Search and view JMP Help on Windows using the **Help > Help Contents**, **Search Help**, and **Help Index** options. On Mac, select **Help > JMP Help**.
- Search the Help at <http://jmp.com/support/help/> (English only).

Additional Resources for Learning JMP

In addition to JMP documentation and JMP Help, you can also learn about JMP using the following resources:

- Tutorials (see “[Tutorials](#)” on page 21)
- Sample data (see “[Sample Data Tables](#)” on page 21)
- Indexes (see “[Learn about Statistical and JSL Terms](#)” on page 21)

- Tip of the Day (see [“Learn JMP Tips and Tricks”](#) on page 22)
- Web resources (see [“JMP User Community”](#) on page 22)
- JMPer Cable technical publication (see [“JMPer Cable”](#) on page 22)
- Books about JMP (see [“JMP Books by Users”](#) on page 23)
- JMP Starter (see [“The JMP Starter Window”](#) on page 23)

Tutorials

You can access JMP tutorials by selecting **Help > Tutorials**. The first item on the **Tutorials** menu is **Tutorials Directory**. This opens a new window with all the tutorials grouped by category.

If you are not familiar with JMP, then start with the **Beginners Tutorial**. It steps you through the JMP interface and explains the basics of using JMP.

The rest of the tutorials help you with specific aspects of JMP, such as creating a pie chart, using Graph Builder, and so on.

Sample Data Tables

All of the examples in the JMP documentation suite use sample data. Select **Help > Sample Data Library** to do the following actions to open the sample data directory.

To view an alphabetized list of sample data tables or view sample data within categories, select **Help > Sample Data**.

Sample data tables are installed in the following directory:

On Windows: C:\Program Files\SAS\JMP\<version_number>\Samples\Data

On Macintosh: \Library\Application Support\JMP\<version_number>\Samples\Data

In JMP Pro, sample data is installed in the JMPPRO (rather than JMP) directory. In JMP Shrinkwrap, sample data is installed in the JMPSW directory.

Learn about Statistical and JSL Terms

The **Help** menu contains the following indexes:

Statistics Index Provides definitions of statistical terms.

Scripting Index Lets you search for information about JSL functions, objects, and display boxes. You can also edit and run sample scripts from the Scripting Index.

Learn JMP Tips and Tricks

When you first start JMP, you see the Tip of the Day window. This window provides tips for using JMP.

To turn off the Tip of the Day, clear the **Show tips at startup** check box. To view it again, select **Help > Tip of the Day**. Or, you can turn it off using the Preferences window. See the *Using JMP* book for details.

Tooltips

JMP provides descriptive tooltips when you place your cursor over items, such as the following:

- Menu or toolbar options
- Labels in graphs
- Text results in the report window (move your cursor in a circle to reveal)
- Files or windows in the Home Window
- Code in the Script Editor

Tip: You can hide tooltips in the JMP Preferences. Select **File > Preferences > General** (or **JMP > Preferences > General** on Macintosh) and then deselect **Show menu tips**.

JMP User Community

The JMP User Community provides a range of options to help you learn more about JMP and connect with other JMP users. The learning library of one-page guides, tutorials, and demos is a good place to start. And you can continue your education by registering for a variety of JMP training courses.

Other resources include a discussion forum, sample data and script file exchange, webcasts, and social networking groups.

To access JMP resources on the website, select **Help > JMP User Community**.

JMPer Cable

The JMPer Cable is a yearly technical publication targeted to users of JMP. The JMPer Cable is available on the JMP website:

<http://www.jmp.com/about/newsletters/jmpercable/>

JMP Books by Users

Additional books about using JMP that are written by JMP users are available on the JMP website:

<http://www.jmp.com/support/books.shtml>

The JMP Starter Window

The JMP Starter window is a good place to begin if you are not familiar with JMP or data analysis. Options are categorized and described, and you launch them by clicking a button. The JMP Starter window covers many of the options found in the **Analyze**, **Graph**, **Tables**, and **File** menus.

- To open the JMP Starter window, select **View (Window on the Macintosh) > JMP Starter**.
- To display the JMP Starter automatically when you open JMP on Windows, select **File > Preferences > General**, and then select **JMP Starter** from the Initial JMP Window list. On Macintosh, select **JMP > Preferences > Initial JMP Starter Window**.

JSL Functions

Summary of Functions, Operators, and Messages

This topic provides abbreviated descriptions for many of JMP's functions, operators, and general object messages. For complete information about functions, see the JMP Scripting Index. In JMP, select **Help > Scripting Index**.

For information about platform messages, see the Scripting Platforms chapter in the *Scripting Guide*.

Contents

Assignment Functions	27
Character Functions	31
Character Pattern Functions	46
Comment Functions	55
Comparison Functions	56
Conditional and Logical Functions	62
Constant	69
Date and Time Functions	69
Discrete Probability Functions	77
Display	80
Expression Functions	98
File Functions	100
Financial Functions	114
Graphic Functions	119
MATLAB Integration Functions	134
Matrix Functions	144
Numeric Functions	161
Optimization Functions	164
Probability Functions	165
Programming Functions	181
R Integration Functions	194
Random Functions	199
Row Functions	204
Row State Functions	209
SAS Integration Functions	212
SQL Functions	229
Statistical Functions	231
Transcendental Functions	240
Trigonometric Functions	246
Utility Functions	249
Platform Scripting Notes	273

Assignment Functions

JSL also provides operators for in-place arithmetic, or *assignment operators*. These operations are all done in place, meaning that the result of the operation is assigned to the first argument. The most basic assignment operator is the = operator (or the equivalent function `Assign`). For example, if *a* is 3 and you do `a+=4`, then *a* becomes 7.

The first argument to an assignment function must be something capable of being assigned (an *L-value*). You cannot do something like `3+=4`, because 3 is just a value and cannot be reassigned. However, you can do something like `a+=4`, because *a* is a variable whose value you can set.

Add To(*a*, *b*)

`a+=b`

Description

Adds *a* and *b* and places the sum into *a*.

Returns

The sum.

Arguments

- a** Must be a variable.
- b** Can be a variable, number, or matrix.

Notes

The first argument must be a variable, because its value must be able to accept a value change. A number as the first argument produces an error.

For `Add To()`: Only two arguments are permitted. If one or no argument is specified, `Add To()` returns a missing value. Any arguments after the first two are ignored.

For `a+=b`: More than two arguments can be strung together. JMP evaluates pairs from right to left, and each sum is placed in the left-hand variable. All arguments except the last must be a variable.

Example

```
a+=b+=c
```

JMP adds *b* and *c* and places the sum into *b*. Then JMP adds *a* and *b* and places the sum into *a*.

See Also

The Data Structures chapter in the *Scripting Guide*.

Assign(a, b)**a=b****Description**

Places the value of *b* into *a*.

Returns

The new value of *a*.

Arguments

- a* Must be a variable.
- b* Can be a variable, number, or matrix.

Notes

a must be a variable, because it must be able to accept a value change. A number as the first argument produces an error. If *b* is some sort of expression, it's evaluated first and the result is placed into *a*.

Divide To(a, b)**a/=b****Description**

Divides *a* by *b* and places the result into *a*.

Returns

The quotient.

Arguments

- a* Must be a variable.
- b* Can be a variable, number, or matrix.

See Also

The Data Structures chapter in the *Scripting Guide*.

Multiply To(a, b)**a*=b****Description**

Multiplies *a* and *b* and places the product into *a*.

Returns

The product.

Arguments

- a* Must be a variable.
- b* Can be a variable, number, or matrix.

Notes

The first argument must be a variable, because its value must be able to accept a value change. A number as the first argument produces an error.

For `Multiply To()`: Only two arguments are permitted. If one or no argument is specified, `Multiply To()` returns a missing value. Any arguments after the first two are ignored.

For `a*=b`: More than two arguments can be strung together. JMP evaluates pairs from right to left, and each product is placed in the left-hand variable. All arguments except the last must be a variable.

Example

```
a*=b*=c
```

JMP multiplies *b* and *c* and places the product into *b*. Then JMP multiplies *a* and *b* and places the product into *a*.

See Also

The Data Structures chapter in the *Scripting Guide*.

PostDecrement(a)

`a--`

Description

Post-decrement. Subtracts 1 from *a* and places the difference into *a*.

Returns

a-1

Argument

a Must be a variable.

Notes

If `a--` or `Post Decrement(a)` is inside another expression, the expression is evaluated first, and then the decrement operation is performed. This expression is mostly used for loop control.

See Also

The Conditional Expressions and Loops section of the *Scripting Guide*.

PostIncrement(a)

`a++`

Description

Post-increment. Adds 1 to *a* and places the sum into *a*.

Returns

a+1

Argument

- a Must be a variable.

Notes

If `a++` or `PostIncrement(a)` is inside another expression, the expression is evaluated first, and then the increment operation is performed. Mostly used for loop control.

See Also

The Conditional Expressions and Loops section of the *Scripting Guide*.

Subtract To(a, b)

`a-=b`

Description

Subtracts *b* from *a* and places the difference into *a*.

Returns

The difference.

Arguments

- a Must be a variable.
- b Can be a variable, number, or matrix.

Notes

The first argument must be a variable, because its value must be able to accept a value change. A number as the first argument produces an error.

For `SubtractTo()`: Only two arguments are permitted. If fewer than two or more than two arguments is specified, `SubtractTo()` returns a missing value.

For `a-=b`: More than two arguments can be strung together. JMP evaluates pairs from right to left, and each difference is placed in the left-hand variable. All arguments except the last must be a variable.

Example

`a-=b-=c`

JMP subtracts *c* from *b* and places the difference into *b*. Then JMP subtracts *b* from *a* and places the difference into *a*.

See Also

The Data Structures chapter in the *Scripting Guide*.

Character Functions

Most character functions take character arguments and return character strings, although some take numeric arguments or return numeric data. Arguments that are literal character strings must be enclosed in quotation marks.

The Types of Data chapter of the *Scripting Guide* provides more details about some of the functions.

Blob To Char(blob, <"encoding">)

Description

Reinterpret binary data as a Unicode string.

Returns

A string.

Arguments

blob a binary large object.

encoding Optional quoted string that specifies an encoding. Supported encodings are: "utf-8", "utf-16le", "utf-16be", "us-ascii", "iso-8859-1", and "ascii-hex".

Notes

The optional argument *ascii* is intended to make conversions of blobs containing normal ASCII data simpler when the data might contain CR, LF, or TAB characters (for example) and those characters do not need any special attention.

Blob To Matrix(blob, "type", bytes, "endian", <nCols>)

Description

Creates a matrix by converting each byte in the **blob** to numbers.

Returns

A matrix that represents the blob.

Arguments

blob A blob or reference to a blob.

type A quoted string that contains the named type of number. The options are `int`, `uint`, or `float`.

bytes Byte size of the data in the blob. Options are 1, 2, 4, or 8.

endian A quoted string that contains a named type that indicates whether the first byte is the most significant. Options are as follows:

- "big" indicates that the first byte is the most significant.
- "little" indicates that the first byte is the least significant.

- "native" indicates that the machine's native format should be used.
- nCols Optional. Specify the number of columns in the matrix. The default value is 1.

Char(x, <width>, <decimal>)**Description**

Converts an expression or numeric value into a character string.

Returns

A string.

Arguments

x an expression or a numeric value. An expression must be quoted with Expr().
Otherwise, its evaluated value is converted to a string.

width optional number that sets the maximum number of characters in the string.

decimal optional number that sets the maximum number of places after the decimal that is included in the string.

Note

The *width* argument overrides the *decimal* argument.

Example

```
char(pi(), 10, 4)  
"3.1416"
```

```
char(pi(), 3, 4)  
"3.1"
```

Char To Blob(string, <"encoding">)**Description**

Converts a string of characters into a binary (blob).

Returns

A binary object.

Arguments

string Quoted string or a reference to a string.

encoding Optional quoted string that specifies an encoding. Supported encodings are: "utf-8", "utf-16le", "utf-16be", "us-ascii", "iso-8859-1", and "ascii-hex".

Char To Hex(value, <"integer" | "encoding">)**Hex(value, <"integer" | "encoding">)****Description**

Converts the given value and encoding into its hexadecimal representation.

Returns

A hexadecimal string.

Arguments

value Any number, quoted string, or blob.

integer Switch that causes the value to be interpreted as an integer.

encoding Optional quoted string that specifies an encoding. The default encoding supported for the hex code is "utf-8". You can also specify one of these encodings: "utf-16le", "utf-16be", "us-ascii", "iso-8859-1", "ascii-hex", "shift-jis", and "euc-jp".

Collapse Whitespace("text")

Description

Trims leading and trailing whitespace and replaces interior whitespace with a single space. That is, if more than one white space character is present, the `Collapse Whitespace` function replaces the two spaces with one space.

Returns

A quoted string.

Arguments

text A quoted string.

Concat(a, b)

Concat(A, B)

a||b

A||B

Description

For strings: Appends the string *b* to the string *a*. Neither argument is changed.

For lists: Appends the list *b* to the list *a*. Neither argument is changed.

For matrices: Horizontal concatenation of two matrices, A and B.

Returns

For strings: A string composed of the string *a* directly followed by the string *b*.

For lists: A list composed of the list *a* directly followed by the list *b*.

For matrices: A matrix.

Arguments

Two or more strings, string variables, lists, or matrices.

Notes

More than two arguments can be strung together. Each additional string is appended to the end, in left to right order. Each additional matrix is appended in left to right order.

Example

```
a="Hello"; b=" "; c="World"; a||b||c;
    "Hello World"
d={"apples", "bananas"}; e={"peaches", "pears"}; Concat(d,e);
    {"apples", "bananas", "peaches", "pears"}
A=[1 2 3]; B=[4 5 6]; Concat ( A, B );
    [1 2 3 4 5 6]
```

Concat Items({string1, string2, ...}, <delimiter>}}

Description

Converts a list of string expressions into one string, with each item separated by a delimiter. The delimiter is a blank, if unspecified.

Returns

The concatenated string.

Arguments

string any string

delimiter an optional string that is placed between each item. The delimiter can be more than one character long.

Example

```
str1 = "one";
str2 = "two";
str3 = "three";

comb = concat Items ({str1, str2, str3});
    "one two three"
comb = concat Items ({str1, str2, str3}, " : ");
    "one : two : three"
del = ",";
comb = concat Items ({str1, str2, str3}, del);
    "one,two,three"
```

Concat To(a, b)

Concat To(a, b)

a||=b

A||=B

Description

For strings: Appends the string *b* to the string *a* and places the new concatenated string into *a*.

For matrices: Appends the matrix *b* to the matrix *a* and places the new concatenated matrix into *a*.

Returns

For strings: A string composed of the string *a* directly followed by the string *b*.

For matrices: A matrix.

Arguments

Two or more strings, string variables, or matrices. The first variable must be a variable whose value can be changed.

Notes

More than two arguments can be strung together. Each additional string or matrix is appended to the end, in left to right order.

Example

```
a ="Hello"; b=" "; c="World"; Concat To(a, b, c); Show(a);  
a = "Hello World"  
A = [1 2 3]; B = [4 5 6]; Concat To(A, B); Show(A);  
A = [1 2 3 4 5 6];
```

Contains(whole, part, <start>)

Description

Determines whether *part* is contained within *whole*.

Returns

If *part* is found: For lists, strings, and namespaces, the numeric position where the first occurrence of *part* is located. For associative arrays, 1.

If *part* is not found, 0 is returned in all cases.

Arguments

whole A string, list, namespace, or associative array.

part For a string or namespace, a string that can be part of the string *whole*. For a list, an item that can be an item in the list *whole*. For an associative array, a key that can be one of the keys in the map *whole*.

start An optional numeric argument that specifies a starting point. within *whole*. If *start* is negative, contains searches *whole* for *part* backwards, beginning with the position specified by the length of *whole* – *start*. Note that *start* is meaningless for associative arrays and is ignored.

Example

```
nameList={"Katie", "Louise", "Jane", "Jaclyn"};
r = Contains(nameList, "Katie");
```

The example returns a 1 because “Katie” is the first item in the list.

Ends With(string, substring)**Description**

Determines whether substring appears at the end of string.

Returns

1 if string ends with substring, otherwise 0.

Arguments

string A quoted string or a string variable. Can also be a list.

substring A quoted string or a string variable. Can also be a list.

Equivalent Expression

Right(string, Length(substring)) == substring

Hex(value, <"integer" | encoding="enc")

See [“Char To Hex\(value, <"integer" | "encoding">\)”](#) on page 32.

Hex To Blob(string)**Description**

Converts the quoted hexadecimal *string* (including whitespace characters) to a blob (binary large object).

Example

```
Hex To Blob("4A4D50");
Char To Blob("JMP", "ascii~hex")
```

Hex To Char(string, <encoding>)**Description**

Converts the quoted hexadecimal *string* to its character equivalent.

Example

Hex To Char ("30") results in "0".

Notes

The default encoding supported for the hex code is utf-8. You can also specify one of these encodings: utf-16le, utf-16be, us-ascii, iso-8859-1, ascii-hex, shift-jis, and euc-jp.

Hex To Number(string)

Description

Converts the quoted hexadecimal *string* to its integer or its floating number equivalent.

Example

```
Hex To Number("80");  
128
```

Note

16-digit hexadecimal numbers are converted as IEEE 754 64-bit floating point numbers.

Whitespace between bytes (or pairs of digits) and in the middle of bytes is permitted (for example, FF 1919 and F F1919).

Insert(source, item, <position>)

Insert(source, key, value)

Description

Inserts a new *item* into the *source* at the given *position*. If *position* is not given, *item* is added to the end.

For an associative array: Adds the *key* into the *source* associative array and assigns *value* to it. If the *key* exists in *source* already, its value is overwritten with the new *value*.

Arguments

source A string, list, expression, or associative array.

item or **key** Any value to be placed within *source*. For an associative array, *key* might or might not be present in *source*.

position Optional numeric value that specifies the position in *source* to place the *item* into.

value A value to assign to the *key*.

Insert Into(source, item, <position>)

Insert Into(source, key, value)

Description

Inserts a new item into the *source* at the given position in place. The *source* must be an L-value.

Arguments

source A variable that contains a string, list, expression, or associative array.

item or key Any value to be placed within *source*. For an associative array, *key* might or might not be present in *source*.

position Optional numeric value that specifies the position in *source* to place the *item* into.

value A value to assign to the *key*.

Item(n, string, <delimiters>)

Description

Extracts the n^{th} word from a quoted *string* according to the quoted string *delimiters* given. The default delimiter is space. If you include a third argument, any and all characters in that argument are taken to be delimiters.

Note

Item() is the same as Word() except that Item() treats each delimiter character as a separate delimiter, and Word() treats several adjacent delimiters as a single delimiter.

```
Item(4,"the quick brown fox");
    "brown"
Word(4,"the quick brown fox");
    "fox"
```

Left(string, n, <filler>)

Left(list, n, <filler>)

Description

Returns a truncated or padded version of the original *string* or *list*. The result contains the left *n* characters or list items, padded with any *filler* on the right if the length of *string* is less than *n*.

Length(string)

Description

Calculates the number of characters (length) of the quoted *string*.

Lowercase(string)

Description

Converts any upper case character found in quoted *string* to the equivalent lowercase character.

Munger(string, offset, find|length)

Munger(string, offset, find, replace)

Description

Computes new character strings from the quoted *string* by inserting or deleting characters. It can also produce substrings, calculate indexes, and perform other tasks depending on how you specify its arguments.

Offset is a numeric expression indicating the starting position to search in the string. If the *offset* is greater than the position of the first instance of the find argument, the first instance is disregarded. If the *offset* is greater than the search string's length, Munger uses the string's length as the *offset*.

Num(string)

Description

Converts a character string into a number.

Regex("source", "pattern", (<replacementString>, <GLOBALREPLACE>),
<format>, <IGNORECASE>)

Description

Searches for the *pattern* within the *source* string.

Returns

The matched text as a string or numeric missing if there was no match.

Arguments

source A quoted string.

pattern A quoted regular expression.

format Optional. A backreference to the capturing group. The default is \0, which is the entire matched string. \n returns the *n*th match.

IGNORECASE Optional. The search is case sensitive, unless you specify IGNORECASE.

GLOBALREPLACE Optional with a replacement string. Applies the regular expression to the source string repeatedly until all matches are found.

Remove(source, position, <n>)**Remove(source, {items})****Remove(source, key)****Description**

Deletes the *n* item(s), starting from the indicated *position*. If *n* is omitted, the item at *position* is deleted. If *position* and *n* are omitted, the item at the end is removed. For an associative array: Deletes the *key* and its value.

Returns

A copy of the *source* with the items deleted.

Arguments

source A string, list, expression, or associative array.

position or key An integer (or list of integers) that points to a specific item (or items) in the list or expression.

n Optional. An integer that specifies how many items to remove.

Remove From(source, position, <n>)**Remove From(source, key)****Description**

Deletes the *n* item(s) in place, starting from the indicated *position*. If *n* is omitted, the item at *position* is deleted. If *position* and *n* are omitted, the item at the end is removed. For an associative array: Deletes the *key* and its value. The *source* must be an L-value.

Returns

The original *source* with the items deleted.

Arguments

source A string, list, expression, or associative array.

position or key An integer (or list of integers) that points to a specific item (or items) in the list or expression.

n Optional. An integer that specifies how many items to remove.

Repeat(source, a)**Repeat(matrix, a, b)****Description**

Returns a copy of *source* concatenated with itself *a* times. Or returns a matrix composed of *a* row repeats and *b* column repeats. The *source* can be text, a matrix, or a list.

Reverse(source)

Description

Reverse order of elements or terms in the *source*.

Argument

source A string, list, or expression.

Reverse Into(source)

Description

Reverse order of elements or terms in *list* or *expr* in place.

Argument

source A string, list, or expression.

Right(string, n, <filler>)

Right(list, n, <filler>)

Description

Returns a truncated or padded version of the original *string* or *list*. The result contains the right *n* characters or list items, padded with any *filler* on the left if the length of *string* is less than *n*.

Shift(source, <n>)

Description

Shifts an item or *n* items from the front to the back of the *source*.

Arguments

source A string, list, or expression.

n Optional. An integer that specifies the number of items to shift. Positive values shift items from the beginning of the *source* to the end. Negative values shift items from the end of the *source* to the beginning. The default value is 1.

Shift Into(source, <n>)

Description

Shifts items in place.

Arguments

source A string, list, or expression.

n Optional. An integer that specifies the number of items to shift. Positive values shift items from the beginning of the *source* to the end. Negative values shift items from the end of the *source* to the beginning. The default value is 1.

Starts With(string, substring)**Description**

Determines whether *substring* appears at the start of *string*.

Returns

1 if *string* starts with *substring*, otherwise 0.

Arguments

string A quoted string or a reference to one. Can also be a list.

substring A quoted string or a reference to one. Can also be a list.

Equivalent Expression

Left(string, Length(substring)) == substring

Substitute(string, substring, replacementString, ...)**Substitute(list, listItem, replacementItem, ...)****Substitute(Expr(sourceExpr), Expr(findExpr), Expr(replacementExpr), ...)****Description**

This is a search and replace function. It searches for a specific portion (second argument) of the source (first argument), and replaces it (third argument).

If a string, finds all matches to *substring* in the source *string*, and replaces them with the *replacementString*.

If a list, finds all matches to *listItem* in the source *list*, and replaces them with the *replacementItem*.

If an expression, finds all matches to the *findExpr* in the *sourceExpr*, and replaces them with the *replacementExpr*. Note that all expressions must be enclosed within an Expr() function.

Arguments

string, *list*, *sourceExpr* A string, list, or expression in which to perform the substitution.

substring, *listItem*, *findExpr* A string, list item, or expression to be found in the source string, list, or expression.

replacementString, *replacementItem*, *replacementExpr* A string, list item, or expression to replace the found string, list item, or expression.

Substitute Into(string, substring, replacementString, ...)

Substitute Into(list, listItem, replacementItem, ...)

Substitute Into(Expr(sourceExpr), Expr(findExpr), Expr(replacementExpr), ...)

Description

This is a search and replace function, identical to `Substitute()` except in place. It searches for a specific portion (second argument) of the source (first argument), and replaces it (third argument). The first argument must be an L-value.

If a string, finds all matches to *substring* in the source *string*, and replaces them with the *replacementString*.

If a list, finds all matches to *listItem* in the source *list*, and replaces them with the *replacementItem*.

If an expression, finds all matches to the *findExpr* in the *sourceExpr*, and replaces them with the *replacementExpr*. Note that all expressions must be enclosed within an `Expr()` function.

Arguments

string, list, sourceExpr A string, list, or expression in which to perform the substitution.

substring, listItem, findExpr A string, list item, or expression to be found in the source string, list, or expression.

replacementString, replacementItem, replacementExpr A string, list item, or expression to replace the found string, list item, or expression.

Substr(string, start, length)

Description

Extracts the characters that are the portion of the first argument beginning at the position given by the second argument and ending based on the number of characters specified in the third argument. The first argument can be a character column or value, or an expression evaluating to same. The starting argument and the length argument can be numbers or expressions that evaluate to numbers.

Example

This example extracts the first name:

```
Substr("Katie Layman", 1, 5);
```

The function starts at position 1, reads through position 5, and ignores the remaining characters, which yields "Katie."

Titlecase("text")**Description**

Converts the string to title case, that is, each word in the string has an initial uppercase character and subsequent lowercase characters.

Returns

A quoted string.

Arguments

`text` A quoted string.

Example

For example, the following function:

```
Titlecase("veronica layman")
```

returns the following string:

```
"Veronica Layman"
```

Trim("text",<left|right|both>)**Trim Whitespace("text",<left|right|both>)****Description**

Removes leading and trailing whitespace.

Results

A quoted string.

Arguments

`text` A quoted string.

`left|right|both` The second argument determines if whitespace is removed from the left, the right, or both ends of the string. If no second argument is used, whitespace is removed from both ends.

Example

For example, the following command:

```
Trim(" John ", both)
```

returns the following string:

```
"John"
```

Uppercase(string)**Description**

Converts any lower case character found in the quoted *string* to the equivalent uppercase character.

Word(*n*, "text", <"delimiters">)

Description

Extracts the *n*th word from a character string according to the delimiters given. The default delimiter is space. If you include a third argument, any and all characters in that argument are taken to be delimiters.

Examples

This example returns the last name:

```
Word(2, "Katie Layman");
```

Note

Word() is the same as **Item()**, except that **Item()** treats each delimiter character as a separate delimiter, and **Word()** treats several adjacent delimiters as a single delimiter.

```
Item(4, "the quick brown fox");  
    "brown"  
Word(4, "the quick brown fox");  
    "fox"
```

Words("text", <"delimiters">)

Description

Extracts the words from *text* according to the delimiters given. The default delimiter is space. If you include a second argument, any and all characters in that argument are taken to be delimiters.

Examples

```
Words("the quick brown fox");  
    {"the", "quick", "brown", "fox"}  
Words("Doe, Jane P.", ", .");  
    {"Doe", "Jane", "P"}
```

XPath Query(*xml*, "xpath_expression")

Description

Runs an XPath expression on an XML document.

Returns

A list.

Arguments

xml A valid XML document.

xpath_expression A quoted XPath 1.0 expression.

Example

Suppose that you created a report of test results in JMP and exported important details to an XML document. The test results are enclosed in `<result>` tags.

The following example stores the XML document in a variable. The XPath Query expression parses the XML to find the text nodes inside the `<result>` tags. The results are returned in a list.

```
rpt =
"\"[<?xml version="1.0" encoding="utf-8"?>
<JMP><report><title>Production Report</title>
<result>November 21st: Pass</result>
<result>November 22nd: Fail</result>
<note>Tests ran at 3:00 a.m.</note></report>
</JMP> ]\";
results = XPath Query( rpt, "//result/text()" );
{"November 21st: Pass", "November 22nd: Fail"}
```

Character Pattern Functions

See the Pattern Matching section in the *Scripting Guide* book for more detailed information on constructing and using pattern matching expressions.

Pat Abort()

Description

Constructs a pattern that immediately stops the pattern match. The matcher does not back up and retry any alternatives. Conditional assignments are *not* made. Immediate assignments that were already made are kept.

Returns

0 when a match is stopped.

Argument

none

Pat Altern(pattern1, <pattern 2, ...>)

Description

Constructs a pattern that matches any one of the pattern arguments.

Returns

A pattern.

Argument

One or more patterns.

Pat Any("string")

Description

Constructs a pattern that matches a single character in the argument.

Returns

A pattern.

Argument

`string` a string.

Pat Arb()

Description

Constructs a pattern that matches an arbitrary string. It initially matches the null string. It then matches one additional character each time the pattern matcher backs into it.

Returns

A pattern.

Argument

none

Example

```
p = "the beginning" + Pat Arb() >? stuffInTheMiddle + "the end";
Pat Match("in the beginning of the story, and not near the end, there are
  three bears", p);
show(stuffInTheMiddle);
  stuffInTheMiddle = " of the story, and not near "
```

Pat Arb No(pattern)

Description

Constructs a pattern that matches zero or more copies of *pattern*.

Returns

A pattern.

Argument

`pattern` a pattern to match against.

Example

```
adjectives = "large" | "medium" | "small" | "warm" | "cold" | "hot" | "sweet";
rc = Pat Match("I would like a medium hot, sweet tea please",
  Pat Arbno(adjectives | Pat Any(", ")) >> adj +
  ("tea" | "coffee" | "milk"));
show(rc, adj);
  rc = 1;
  adj = " medium hot, sweet ";
```

Pat At(varName)**Description**

Constructs a pattern that matches the null string and stores the current position in the source string into the specified JSL variable (*varName*). The assignment is immediate, and the variable can be used with `expr()` to affect the remainder of the match.

Returns

A pattern.

Argument

varName the name of a variable to store the result in.

Example

```
p = ":" + Pat At(listStart) + expr(if(listStart==1, Pat Immediate(Pat Len(3),
    early), Pat Immediate(Pat Len(2), late)));
early = ""; late = "";
Pat Match(":123456789", p);
show(early,late); early = ""; late = "";
Pat Match(" :123456789", p);
show(early,late);
```

First this is produced:

```
early = "123"
late = ""
```

and later this:

```
early = ""
late = "12"
```

Pat Break("string")**Description**

Constructs a pattern that matches zero or more characters that are not in its argument; it stops or breaks on a character in its argument. It fails if a character in its argument is not found (in particular, it fails to match if it finds the end of the source string without finding a break character).

Returns

A pattern.

Argument

string a string.

Pat Concat(pattern1, pattern2 <pattern 3, ...>)

Pattern1 + Pattern2 + ...

Description

Constructs a pattern that matches each pattern argument in turn.

Returns

A pattern.

Argument

Two or more patterns.

Pat Conditional(pattern, varName)

Description

Saves the result of the pattern match, if it succeeds, to a variable named as the second argument (*varName*) after the match is finished.

Returns

A pattern.

Arguments

pattern a pattern to match against.

varName the name of a variable to store the result in.

Example

```
type = "undefined";  
rc = Pat Match("green apples", Pat Conditional("red"|"green", type) + "  
  apples");  
show(rc, type);  
  
    rc = 1;  
    type = "green";
```

Pat Fail()

Description

Constructs a pattern that fails whenever the matcher attempts to move forward through it. The matcher backs up and tries different alternatives. If and when there are no alternatives left, the match fails and **Pat Match** returns 0.

Returns

0 when a match fails.

Argument

none

Pat Fence()**Description**

Constructs a pattern that succeeds and matches the null string when the matcher moves forward through it, but fails when the matcher tries to back up through it. It is a one-way trap door that can be used to optimize some matches.

Returns

1 when the match succeeds, 0 otherwise.

Argument

none

Pat Immediate(pattern, varName)**Description**

Saves the result of the pattern match to a variable named as the second argument (*varName*) immediately.

Returns

A pattern.

Arguments

pattern a pattern to match against.

varName the name of a variable to store the result in.

Example

```
type = "undefined";  
rc = Pat Match("green apples", ("red"|"green") >> type + " pears");  
show(rc, type);
```

```
rc = 0  
type = "green"
```

Even though the match failed, the immediate assignment was made.

Pat Len(int)**Description**

Constructs a pattern that matches *n* characters.

Returns

A pattern.

Argument

int an integer that specifies the number of characters.

Pat Match(SourceText, Pattern, <ReplacementText>, <NULL>, <ANCHOR>, <MATCHCASE>, <FULLSCAN>)

Description

Pat Match executes the *Pattern* against the *SourceText*. The pattern must be constructed first, either inline or by assigning it to a JSL variable elsewhere.

Returns

1 if the pattern is found, 0 otherwise.

Arguments

SourceText A string or string variable that contains the text to be searched.

Pattern A pattern or pattern variable that contains the text to be searched for.

ReplacementText Optional string that defines text to replace the pattern in the source text.

NULL A placeholder for the third argument if ANCHOR, MATCHCASE, or FULLSCAN are necessary *and* there is no replacement text.

ANCHOR Optional command to start the pattern match to the beginning of the string. The following match fails because the pattern, "cream", is not found at the beginning of the string:

```
Pat Match( "coffee with cream and sugar", "cream", NULL, ANCHOR );
```

MATCHCASE Optional command to consider capitalization in the match. By default, Pat Match() is case insensitive.

FULLSCAN Optional command to force Pat Match to try all alternatives, which uses more memory as the match expands. By default, Pat Match() does not use FULLSCAN, and makes some assumptions that allow the recursion to stop and the match to succeed.

Pat Not Any("string")

Description

Constructs a pattern that matches a single character that is not in the argument.

Returns

A pattern.

Argument

string a string.

Pat Pos(int)

Description

Constructs patterns that match the null string if the current position is *int* from the left end of the string, and fail otherwise.

Returns

A pattern.

Argument

`int` an integer that specifies a position in a string.

Pat R Pos(*int*)**Description**

Constructs patterns that match the null string if the current position is *int* from the right end of the string, and fails otherwise.

Returns

A pattern.

Argument

`int` an integer that specifies a position in a string.

Pat R Tab(*int*)**Description**

Constructs a pattern that matches up to position *n* from the end of the string. It can match 0 or more characters. It fails if it would have to move backwards or beyond the end of the string.

Returns

A pattern.

Argument

`int` an integer that specifies a position in a string.

Pat Regex(*string*)**Description**

Constructs a pattern that matches the regular expression in the quoted *string* argument.

Returns

A pattern.

Argument

string a string.

Pat Rem()**Description**

Constructs a pattern that matches the remainder of the string. It is equivalent to `Pat R Tab(0)`.

Returns

A pattern.

Argument

none

Pat Repeat(pattern, minimum, maximum, GREEDY|RELUCTANT)

Description

Matches *pattern* between *minimum* and *maximum* times.

Returns

A pattern.

Arguments

pattern a pattern to match against.

minimum An integer that must be smaller than maximum.

maximum An integer that must be greater than minimum.

GREEDY|RELUCTANT If **GREEDY** is specified, it tries the maximum first and works back to the minimum. If **RELUCTANT** is specified, it tries the minimum first and works up to the maximum.

Notes

Pat Arbno(*p*) is the same as Pat Repeat(*p*, 0, infinity, RELUCTANT)

Pat Repeat(*p*) is the same as Pat Repeat(*p*, 1, infinity, GREEDY)

Pat Repeat(*p*, *n*) is the same as Pat Repeat(*p*, *n*, infinity, GREEDY)

Pat Repeat(*p*, *n*, *m*) is the same as Pat Repeat(*p*, *n*, *m*, GREEDY)

Pat Span("string")

Description

Constructs a pattern that matches one or more (not zero) occurrences of characters in its argument. It is greedy; it always matches the longest possible string. It fails rather than matching zero characters.

Returns

A pattern.

Argument

string a string.

Pat String("string")

Description

Constructs a pattern that matches its string argument.

Returns

A pattern.

Argument

`string` a string.

Pat Succeed()**Description**

Constructs a pattern that always succeeds, even when the matcher backs into it. It matches the null string.

Returns

1 when the match succeeds.

Argument

none

Pat Tab(int)**Description**

Constructs a pattern that matches forward to position *int* in the source string. It can match 0 or more characters. It fails if it would have to move backwards or beyond the end of the string.

Returns

A pattern.

Argument

`int` an integer that specifies a position in a string.

Pat Test(expr)**Description**

Constructs a pattern that succeeds and matches the null string if *expr* is not zero and fails otherwise.

Returns

A pattern.

Argument

`expr` An expression.

Note

Usually the argument is wrapped with `expr()` because the test needs to be made on the current value of variables set by `Pat Immediate`, `Pat Conditional`, and `Pat At`. Without `expr`, the test is based on values that were known when the pattern was constructed, which

means the test always succeeds or always fails at pattern execution time, which is probably not what you want.

Example

```
nCats = 0;
whichCat = 3;
string = "catch a catnapping cat in a catsup factory";
rc = Pat Match(string, "cat" + Pat Test(expr(nCats=nCats+1; nCats ==
    whichCat)), "dog");
show(rc, string, nCats);
```

```
rc = 1
string = "catch a catnapping dog in a catsup factory"
nCats = 3
```

Regex Match(source, pattern, <MATCHCASE>)

Description

Executes the pattern match in *pattern* against the quoted *source* string.

Returns

A pattern.

Argument

source a string.

pattern a pattern.

MATCHCASE Optional. The search is case insensitive unless you specify **MATCHCASE**.

Comment Functions

// comment

Description

Comments to end of line.

Notes

Everything after the // is ignored when running the script.

/* comment */

Description

A comment that can appear in the middle of a line of script.

Notes

Anything between the beginning tag /* and the end tag */ is ignored when running the script. This comment style can be used almost anywhere, even inside lists of arguments. If

you place a comment inside a double-quoted string, the comment is treated merely as part of the string and not a comment. You cannot place comments in the middle of operators.

Examples

```
+/*comment*/=  
:/*comment*/name
```

are invalid and produce errors. The first comment interrupts += and the second interrupts :name.

```
sums = {(a+b /*comment*/), /*comment*/ (c^2)}
```

is valid JSL; the comments are both ignored.

```
//!
```

Description

If placed on the first line of a script, this comment line causes the script to be run when opened in JMP without opening into the script editor window.

Notes

You can over-ride this comment when opening the file. Select **File > Open**. Hold the CTRL key while you select the JSL file and click **Open**. Or right-click the file in the Home Window Recent Files list and select **Edit Script**. The script opens into a script window instead of being executed.

```
/*debug step*/
```

```
/*debug run*/
```

Description

If placed on the first line of a script, the script is opened into the debugger when it is run.

Notes

All letters must be lower case. There must be one space between debug and step or run, and there must be no other spaces present. Only one of these lines can be used, and it must be the first line of the script; a first line that is blank followed by this comment negates the debug command.

Comparison Functions

The comparison operators (<, <=, >, >=) work for numbers, strings, and matrices. For matrices, they produce a matrix of results. If you compare mixed arguments, such as strings with numbers or matrices, the result is a missing value. Comparisons involving lists are not allowed and also return missing values.

The equality operators (`==` and `!=`) work for numbers, strings, matrices, and lists. For matrices, they produce a matrix of results; for lists, they produce a single result. If you *test equality* of mixed results (for example, strings with numbers or matrices) the result is 0 or unequal.

Range check operators let you check whether something falls between two specified values:

```
a=1; show(1<=a<3);  
b=2; show(2<b<=3);  
1<=a<3 = 1  
2<b<=3 = 0
```

Expressions with comparison operators are evaluated all at once, not in sequence

All the comparison operators are *eliding operators*. That means JMP treats arguments joined by comparison operators as one big clause, as opposed to the way most expressions are evaluated one operator at a time. Evaluating as a single clause produces different results than the more usual method of evaluating in pieces. For example, the following two statements are different:

```
12<a<13;  
(12<a)<13;
```

The first statement checks whether *a* is between 12 and 13, because all three arguments and both operators are read and evaluated together. The second statement uses parentheses to regroup the operations explicitly to evaluate from left to right, which would be the normal way to evaluate most expressions. Thus it first checks whether 12 is less than *a*, returning 1 if true or 0 if false. Then it checks whether the result is less than 13, which is always true because 0 and 1 are both less than 13.

All the comparison operators are elided when they are used in matched pairs or in the unmatched pairs `<... <=` and `<=... <`. What this means is that if you want a comparison statement to be evaluated one comparison operator at a time, you should use parentheses () to control the order of operations explicitly.

Equal(a, b, ...)

`a==b==...`

Description

Compares all the listed values and tests if they are all equal to each other.

Returns

1 (true) if all arguments evaluate to the same value.

0 (false) otherwise.

Arguments

Two or more variables, references, matrices, or numbers.

Notes

If more than two arguments are specified, a 1 is returned only if all arguments are exactly the same. This is typically used in conditional statements and to control loops.

The comparison is case-sensitive for string comparisons.

See Also

The Conditional Functions section of the *Scripting Guide*.

Greater(a, b, ...)

a>b>...

Description

Compares all the list values and tests if, in each pair, the left value is greater than the right.

Returns

1 (true) if *a* evaluates strictly greater than *b* (and *b* evaluates strictly greater than *c*, and so on).

0 (false) otherwise.

Arguments

Two or more variables, references, matrices, or numbers.

Notes

If more than two arguments are specified, a 1 is returned only if each argument is greater than the one that follows it. This is typically used in conditional statements and to control loops.

Greater, Less, GreaterOrEqual, and LessOrEqual can also be strung together. If you do not group with parentheses, JMP evaluates each pair left to right. You can also use parentheses to explicitly tell JMP how to evaluate the expression.

See Also

The Conditional Functions section of the *Scripting Guide*.

Greater or Equal(a, b, ...)

a>=b>=...

Description

Compares all the list values and tests if, in each pair, the left value is greater than or equal to the right.

Returns

1 (true) if *a* evaluates strictly greater than or equal to *b* (and *b* evaluates strictly greater than or equal to *c*, and so on).

0 (false) otherwise.

Arguments

Two or more variables, references, matrices, or numbers.

Notes

If more than two arguments are specified, a 1 is returned only if each argument is greater than or equal to the one that follows it. This is typically used in conditional statements and to control loops.

Greater, Less, GreaterOrEqual, and LessOrEqual can also be strung together. If you do not group with parentheses, JMP evaluates each pair left to right. You can also use parentheses to explicitly tell JMP how to evaluate the expression.

See Also

The Conditional Functions section of the *Scripting Guide*.

Is Missing(expr)

Description

Returns 1 if the expression yields a missing value and 0 otherwise.

Less(a, b, ...)

a<b<...

Description

Compares all the list values and tests if, in each pair, the left value is less than the right.

Returns

1 (true) if *a* evaluates strictly less than *b* (and *b* evaluates strictly less than *c*, and so on).

0 (false) otherwise.

Arguments

Two or more variables, references, matrices, or numbers.

Notes

If more than two arguments are specified, a 1 is returned only if each argument is less than the one that follows it. This is typically used in conditional statements and to control loops.

Greater, Less, GreaterOrEqual, and LessOrEqual can also be strung together. If you do not group with parentheses, JMP evaluates each pair left to right. You can also use parentheses to explicitly tell JMP how to evaluate the expression.

See Also

The Conditional Functions section of the *Scripting Guide*.

Less LessEqual(a, b, c, ...)**a<b<=c<=...****Description**

Range check, exclusive below and inclusive above.

Returns

1 (true) if *b* is greater than *a* and less than or equal to *c*.

0 (false) otherwise.

Arguments

a, *b*, *c* variables, references, matrices, or numbers.

Notes

Returns 1 when two conditions are met: the first argument is less than the second argument, and each remaining argument is less than or equal to its argument on the right. This is typically used in conditional statements and to control loops.

See Also

The Conditional Functions section of the *Scripting Guide*.

Less or Equal(a, b, ...)**a<=b<=...****Description**

Compares all the list values and tests if, in each pair, the left value is less than or equal to the right.

Returns

1 (true) if *a* evaluates strictly less than or equal to *b* (and *b* evaluates strictly less than or equal to *c*, and so on).

0 (false) otherwise.

Arguments

Two or more variables, references, matrices, or numbers.

Notes

If more than two arguments are specified, a 1 is returned only if each argument is less than or equal to the one that follows it. This is typically used in conditional statements and to control loops.

Greater, Less, GreaterOrEqual, and LessOrEqual can also be strung together. If you do not group with parentheses, JMP evaluates each pair left to right. You can also use parentheses to explicitly tell JMP how to evaluate the expression.

See Also

The Conditional Functions section of the *Scripting Guide*.

LessEqual Less(*a*, *b*, *c*, ...)

a ≤ *b* < *c* < ...

Description

Range check, inclusive below and exclusive above.

Returns

1 (true) if *b* is greater than or equal to *a* and less than *c*.

0 (false) otherwise.

Arguments

a, *b*, *c* variables, references, matrices, or numbers.

Notes

Returns 1 when two conditions are met: the first argument is less than or equal to the second argument, and each remaining argument is less than its argument on the right. This is typically used in conditional statements and to control loops.

See Also

The Conditional Functions section of the *Scripting Guide*.

Not Equal (*a*, *b*)

a ≠ *b*

Description

Compares *a* and *b* and tests if they are equal.

Returns

0 (false) if *a* and *b* evaluate to the same value.

1 (true) otherwise.

Argument

a, *b* Any variable or number.

Notes

Mostly used for conditional statements and loop control.

See Also

The Conditional Functions section of the *Scripting Guide*.

Conditional and Logical Functions

And(a, b)

a&b

Description

Logical And.

Returns

1 (true) if both *a* and *b* are true.

0 (false) if either *a* or *b* is false or if both *a* and *b* are false.

Missing if either *a* or *b* is a missing value or if both *a* and *b* are missing values.

Arguments

Two or more variables or expressions.

Notes

More than two arguments can be strung together. **a&b** returns 1 (true) only if all arguments evaluate to true.

See Also

The Conditional Expressions and Loops section of the *Scripting Guide*.

AndMZ(a, b)

AndV3(a, b)

a:&b

Description

Logical And with JMP 3 behavior, which treats missing values as 0.

Returns

1 (true) if both *a* and *b* are true.

0 (false) if either *a* or *b* is false or if both *a* and *b* are false.

0 (false) if either *a* or *b* is a missing value or if both *a* and *b* are missing values.

Arguments

Two or more variables or expressions.

Notes

More than two arguments can be strung together. **a:&b** returns 1 (true) only if all arguments evaluate to true. When opening a JMP 3 data table, this function is automatically used for any And function.

See Also

The Conditional Expressions and Loops section of the *Scripting Guide*.

Break()

Description

Stops execution of a loop completely and continues to the statement following the loop.

Note

Break works with For and While loops, and also with For Each Row.

Choose(expr, r1, r2, r3, ..., rElse)

Description

Evaluates *expr*. If the value of *expr* is 1, *r1* is returned; if 2, the value of *r2* is returned, and so on. If no matches are found, the last argument (*rElse*) is returned.

Returns

The value whose index in the list of arguments matches *expr*, or the value of the last argument.

Arguments

expr an expression or a value.

r1, r2, r3, ... an expression or a value.

Continue()

Description

Ends the current iteration of a loop and begins the loop at the next iteration.

Note

Continue works with For and While loops, and also with For Each Row.

For(init, while, increment, body)

Description

Repeats the statement(s) in the *body* as long as the *while* condition is true. *Init* and *increment* control iterations.

Returns

Null.

Arguments

init Initialization of loop control counter.

while Condition for loop to continue or end. As long as the conditional statement while is true, the loop is iterated one more time. As soon as while is false, the loop is exited.

increment Increments (or decrements) the loop counter after *while* is evaluated every time the loop is executed.

body Any number of valid JSL expressions, glued together if there are more than one.

Example

```
mysum = 0; myprod = 1;
For( i = 1, i <= 10, i++, mysum += i; myprod *= i; );
Show( mysum, myprod );
    mysum = 55;
    myprod = 3628800;
```

For Each Row(<dt,> script)
Description

Repeats the *script* on each row of the data table.

Returns

Null.

Argument

dt Optional positional argument: a reference to a data table. If this argument is not in the form of an assignment, then it is considered a data table expression.

script Any valid JSL expressions.

Example

The following example creates data table references and then iterates over each row in Big Class.jmp. If the value of *age* in a row is greater than 15, the age is printed to the log.

```
dt1 = Open( "$SAMPLE_DATA/Big Class.jmp" );
dt2 = Open( "$SAMPLE_DATA/San Francisco Crime.jmp" );
For Each Row( dt1, If( :age > 15, Show( :age ) ) );
```

If(condition, result, condition, ..., <elseResult>)
Description

Returns *result* when *condition* evaluates true. Otherwise returns next *result* when that *condition* evaluates as true. The optional *elseResult* is used if none of the preceding conditions are true. If no *elseResult* is given, and none of the conditions are true, then nothing happens.

IfMax(expr1, result1, expr2, result2, ... <all missing result>)
Description

Evaluates the first of each pair of arguments and returns the evaluation of the result expression (the second of each pair) associated with the maximum of the expressions. If more than one expression is the maximum, the first maximum is returned. If all expressions are missing and a final result is not specified, missing is returned. If all expressions are

missing and a final result is specified, that final result is returned. The test expressions must evaluate to numeric values, but the result expressions can be anything.

Returns

The result expression associated with the maximum of the expressions

IfMin(expr1, result1, expr2, result2, ... <all missing result>)

Description

Evaluates the first of each pair of arguments and returns the evaluation of the result expression (the second of each pair) associated with the minimum of the expressions. If more than one expression is the minimum, the first minimum is returned. If all expressions are missing and a final result is not specified, missing is returned. If all expressions are missing and a final result is specified, that final result is returned. The test expressions must evaluate to numeric values, but the result expressions can be anything.

Returns

The result expression associated with the minimum of the expressions

IfMZ(condition, result, condition, ..., <elseResult>)

IfV3(condition, result, condition, ..., <elseResult>)

Description

Logical If with version 3.x behavior, which treats missing values as 0; used automatically when opening v3 data tables.

Interpolate(x, x1, y1, x2, y2)

Interpolate(x, xmatrix, ymatrix)

Description

Linearly interpolates the *y*-value corresponding to a given *x*-value between two points (*x1*, *y1*), and (*x2*, *y2*) or by matrices *xmatrix* and *ymatrix*. The points must be in ascending order.

Is Associative Array(name)

Description

Returns 1 if the evaluated argument is an associative array, or 0 otherwise.

Is Empty(*global*)

Is Empty(*dt*)

Is Empty(*col*)

Description

Returns 1 if the *global* variable, data table, or data column does not have a value (is uninitialized), or 0 otherwise.

Is Expr(*x*)

Description

Returns 1 if the evaluated argument is an expression, or 0 otherwise.

Is List(*x*)

Description

Returns 1 if the evaluated argument is a list, or 0 otherwise.

Is Name(*x*)

Description

Returns 1 if the evaluated argument is a name, or 0 otherwise.

Is Namespace(*namespace*)

Description

Returns 1 if the namespace argument is a namespace; returns 0 otherwise.

Is Number(*x*)

Description

Returns 1 if the evaluated argument is a number or missing numeric value, or 0 otherwise.

Is Scriptable(*x*)

Description

Returns 1 if the evaluated argument is a scriptable object, or 0 otherwise.

Is String(*x*)

Description

Returns 1 if the evaluated argument is a string, or 0 otherwise.

Match(a, value1, result1, value2, result2, ...)

Description

If *a* is equal to *value1*, then *result1* is returned. If *a* is equal to *value2*, *result2* is returned, and so on.

MatchMZ(a, value1, result1, value2, result2, ...)

MatchV3(a, value1, result1, value2, result2, ...)

Description

Match with version 3.x behavior, which treats missing values as 0; used automatically when opening v3 data tables.

Not(a)

!a

Description

Logical Not.

Returns

0 (false) if *a*>0.

1 (true) if *a*<=0.

Missing value if *a* is missing.

Argument

a Any variable or number. The variable must have a numeric or matrix value.

Notes

Mostly used for conditional statements and loop control.

See Also

The Conditional Expressions and Loops section of the *Scripting Guide*.

Or(a, b)

a|b

Description

Logical Or.

Returns

1 (true) if either of or both *a* and *b* are true.

0 (false) otherwise.

Missing if either are missing.

Arguments

a, *b* Any variable or number.

Notes

Mostly used for conditional statements and loop control.

See Also

The Conditional Expressions and Loops section of the *Scripting Guide*.

OrMZ(*a*, *b*)**OrV3(*a*, *b*)*****a* :| *b*****Description**

Logical Or with version 3.x behavior, which treats missing values as 0.

Returns

1 (true) if either of or both *a* and *b* are true.

0 (false) otherwise.

Arguments

a, *b* Any variable or number.

Notes

Mostly used for conditional statements and loop control. When opening a JMP 3 data table, this function is automatically used for any Or function.

Or() returns missing if any evaluated argument is missing. OrMZ() returns 0 if any evaluated argument is missing.

See Also

The Conditional Expressions and Loops section of the *Scripting Guide*.

Step(*x*, *x1*, *y1*, *x2*, *y2*, ...)**Description**

Finds corresponding *y* for a given *x* from a step-function fit. The points must be in ascending order.

Stop()**Description**

Immediately stops a script that is running.

While(expr, body)

Description

Repeatedly tests the *expr* condition and executes the *body* until the *expr* is no longer true.

Zero Or Missing(expr)

Description

Returns 1 if *expr* yields a missing value or zero, 0 otherwise.

Constant

JMP provides functions for two useful constants.

Note: These functions do not take an argument, but the parentheses are required.

e()

Description

Returns the constant *e*, which is 2.7182818284590451...

Pi()

Description

Returns the constant π , which is 3.1415926535897931...

Date and Time Functions

Datetime values are handled internally as numbers of seconds since midnight, January 1, 1904.

The expression `x=01Jan1904` sets *x* to zero, since the indicated date is the base date or “zero date” in JMP. If you examine the values of dates, they should be appropriately large numbers. For example `5oct1998` is 2990390400.

Abbrev Date(date)

Description

Converts the provided *date* to a string.

Returns

A string representation of the date.

Argument

date Can be the number of seconds since the base date (midnight, January 1, 1904), or any date-time operator.

Example

```
Abbrev Date(29Feb2004)  
02/29/2004
```

See Also

Section on Date-Time formats in the *Scripting Guide*.

As Date(x)**Description**

Formats the number or expression **x** so that it shows as a date or duration when displayed in a text window. Values that represent one year or more are returned as dates. Values that represent less than a year are returned as durations.

Returns

A date that is calculated from the number or expression provided.

Argument

x Number or expression.

See Also

Section on Date-Time formats in the *Scripting Guide*.

Date Difference(datetime1, datetime2, "interval_name", <"alignment">)**Description**

Returns the difference in intervals of two date-time values.

Returns

A number.

Arguments

datetime1, datetime2 Datetime values.

interval_name A quoted string that contains a date-time interval, such as "Month", "Day", or "Hour".

alignment An optional string. Options are as follows:

- "start" counts the number of times the interval starts.
- "actual" counts whole intervals.
- "fractional" counts fractional intervals.

Date DMY(day, month, year)

Description

Constructs a date value from the arguments.

Returns

The specified date, expressed as the number of seconds since midnight, 1 January 1904.

Arguments

day number, day of month, 1-31. Note that there is no error-checking, so you can enter February 31.

month number of month, 1-12.

year number of year.

Date Increment(datetime, "interval", <increment>, <"alignment">)

Description

Adds 1 or more intervals to a starting datetime value.

Returns

Returns the new datetime value.

Arguments

datetime The starting datetime value.

interval A quoted string that contains the name of a datetime interval. For example, "Month", "Day" or "Hour".

increment An optional number that specifies the number of intervals. The default value is 1.

alignment An optional quoted string that contains a keyword:

- "start" truncates lesser field values.
- "actual" keeps the lesser field values.
- "fractional" honor fractional increment values.

Date MDY(month, day, year)

Description

Constructs a date value from the arguments.

Returns

The specified date, expressed as the number of seconds since midnight, 1 January 1904.

Arguments

month number of month, 1-12.

day number, day of month, 1-31. Note that there is no error-checking, so you can enter February 31.

year number of year.

Day(datetime)**Description**

Determine the day of the month supplied by the *datetime* argument.

Returns

Returns an integer representation for the day of the month of the date supplied.

Arguments

datetime Number of seconds since midnight, 1 January 1904. This can also be an expression.

Example

```
d1=datedmy(12, 2, 2003);  
3127852800  
  
day(3127852800);  
12  
day(d1);  
12
```

Day Of Week(datetime)**Description**

Determine the day of the week supplied by the *datetime* argument.

Returns

Returns an integer representation for the day of the week of the date supplied.

Arguments

datetime Number of seconds since midnight, 1 January 1904. This can also be an expression.

Day Of Year(datetime)**Description**

Determine the day of the year supplied by the *datetime* argument.

Returns

Returns an integer representation for the day of the year of the date supplied.

Arguments

datetime Number of seconds since midnight, 1 January 1904. This can also be an expression.

Format(*x*, "format", <"currency code">, <decimal>)

Format Date(*x*, "format", <"currency code">, <decimal>)

Description

Converts the value of *date* into the "*format*" that you specify in the second argument. Typically used for formatting datetime values from a number of seconds to a formatted date. Format choices are those shown in the data table column properties.

Returns

Returns the converted date in the format specified.

Arguments

x Can be a column, a number, or a datetime.

format Any valid format, as a quoted string: "Best", "Fixed Decimal", "Percent", "PValue", "Scientific", "Currency", or any of the Date/Time formats.

currency code An optional ISO 4217 code for a specific currency (for example, "GBP" for Great Britain, Pound). This argument is valid only if Currency is specified as *format*.

decimal An optional integer that specifies the number of decimal places to be shown.

Hour(*datetime*, <12|24>)

Description

Determines the hour supplied by the *datetime* argument.

Returns

Returns an integer representation for the hour part of the date-time value supplied.

Arguments

datetime Number of seconds since midnight, 1 January 1904. This can also be an expression.

12|24 Changes the mode to 12 hours (with am and pm). The default is 24-hour mode.

HP Time()

Description

Returns a high precision time value (in microseconds). This function is only useful relative to another HP Time() value. The time value represents the number of microseconds since the start of the JMP session.

Note

For less precise time values use Tick Seconds().

In Days(*n*)

Description

Returns the number of seconds per *n* days. Divide by this function to express seconds as days.

In Format(string, "format")

Parse Date(string, "format")

Description

Parses a *string* of a given "*format*" and returns a date/time value. The value is expressed as if surrounded by the `As Date()` function, returning the date in "*ddMonyyyy*" format. Format choices are those shown in the data table column properties. See "[Utility Functions](#)" on page 249 for details on `As Date`.

Example

```
Informat("07152000", "MMDDYYYY")  
15Jul2000
```

In Hours(*n*)

Description

Returns the number of seconds per *n* hours. Divide by this function to express seconds as hours.

In Minutes(*n*)

Description

Returns the number of seconds per *n* minutes. Divide by this function to express seconds as minutes.

In Weeks(*n*)

Description

Returns the number of seconds per *n* weeks. Divide by this function to express seconds as weeks.

In Years(*n*)

Description

Returns the number of seconds per *n* years. Divide by this function to express seconds as years.

Long Date(*date*)

Description

Returns a locale-specific string representation for the *date* supplied, formatted like "Sunday, February 29, 2004" or "Wednesday, November 9, 2011".

MDYHMS(*date*)

Description

Returns a string representation for the *date* supplied, formatted like "2/29/04 00:02:20".

Minute(*datetime*)

Description

Determines the minute supplied by the *datetime* argument, 0-59.

Returns

Returns an integer representation for the minute part of the date-time value supplied.

Month(*date*)

Description

Returns an integer representation for the month of the *date* supplied.

Parse Date()

See [“In Format\(string, "format"\)”](#) on page 74.

Quarter(*datetime*)

Description

Returns the annual quarter of a *datetime* value as an integer 1-4.

Second(*datetime*)

Description

Determines the second supplied by the *datetime* argument.

Returns

Returns an integer representation for the second part of the date-time value supplied.

Argument

datetime Number of seconds since midnight, 1 January 1904. This can also be an expression.

Short Date(date)**Description**

Returns a string representation for the *date* supplied, in the format mm/dd/yy. For example, "2/29/04" for the next Leap Day.

Tick Seconds()**Description**

Measures the time taken for a script to run, measured down to the 60th of a second.

Note

For higher time value resolution (for example, microseconds) use the HP Time() function.

Time Of Day(datetime)**Description**

Returns an integer representation for the time of day of the *datetime* supplied.

Today()**Description**

Returns the current date and time expressed as the number of seconds since midnight, 1 January 1904. No arguments are available, but the parentheses are still necessary.

Week Of Year(date, <rule_n>)**Description**

Returns the week of the year that contains a date-time value. Three rules determine when the first week of the year begins.

- With rule 1 (the default), weeks start on Sunday, with the first Sunday of the year being week 2. Week 1 is a partial week or empty.
- With rule 2, the first Sunday begins with week 1, with previous days being week 0.
- With rule 3, the ISO-8601 week number is returned. Weeks start on Monday. Week 1 is the first week of the year with four days in that year. It is possible for the first or last three days of the year to belong to the neighboring year's week number.

Year(date)**Description**

Returns an integer representation for the year of *date*.

Discrete Probability Functions

Beta Binomial Distribution(*k*, *p*, *n*, *delta*)

Description

Returns the probability that a beta binomially distributed random variable is less than or equal to *k*.

Beta Binomial Probability(*k*, *p*, *n*, *delta*)

Description

Returns the probability that a beta binomially distributed random variable is equal to *k*.

Beta Binomial Quantile(*p*, *n*, *delta*, *cumprob*)

Description

Returns the smallest integer quantile for which the cumulative probability of the Beta Binomial(*p*, *n*, *delta*) distribution is larger than or equal to *cumprob*.

Binomial Distribution(*p*, *n*, *k*)

Description

The probability that a binomially distributed random variable is less than or equal to *k*.

Returns

The cdf for the binomial distribution with *n* trials, probability *p* of success for each trial, and *k* successes.

Arguments

p probability of success for each trial

n number of trials

k number of successes

See Also

The section on probability functions in the *Using JMP*.

Binomial Probability(*p*, *n*, *k*)

Description

The probability that a binomially distributed random variable is equal to *k*.

Returns

The probability of getting *k* successes out of *n* trials if the probability is *p*.

Arguments

- p probability of success for each trial
- n number of trials
- k number of successes

See Also

The section on probability functions in the *Using JMP*.

Binomial Quantile(p, n, cumprob)**Description**

The quantile function of binomial distribution.

Returns

The smallest integer quantile for which the cumulative probability of the Binomial(p, n) distribution is larger than or equal to *cumprob*.

Arguments

- p probability of success for each trial
- n number of trials
- cumprob cumulative probability

Gamma Poisson Distribution(k, lambda, sigma)**Description**

Returns the probability that a gamma-Poisson distributed random variable is less than or equal to *k*.

Arguments

- k The count of interest.
- lambda The mean argument.
- sigma The overdispersion argument.

Gamma Poisson Probability(k, lambda, sigma)**Description**

Returns the probability that a gamma-Poisson distributed random variable is equal to *k*.

Arguments

- k The count of interest.
- lambda The mean argument.
- sigma The overdispersion argument.

Gamma Poisson Quantile(*lambda*, *sigma*, *cumprob*)

Description

Returns the smallest integer quantile for which the cumulative probability of the Gamma Poisson(*lambda*, *sigma*) distribution is larger than or equal to *cumprob*.

Hypergeometric Distribution(*N*, *K*, *n*, *x*, <*r*>)

Description

Returns the cumulative distribution function at *x* for the hypergeometric distribution with population size *N*, *K* items in the category of interest, sample size *n*, count of interest *x*, and optional odds ratio *r*.

Hypergeometric Probability(*N*, *k*, *n*, *x*, <*r*>)

Description

Returns the probability that a hypergeometrically distributed random variable is equal to *x*.

Arguments

- pop* Population size.
- k* The Number of items in the category of interest.
- n* Sample size.
- x* Count of interest.
- r* Optional odds ratio.

Neg Binomial Distribution(*p*, *n*, *k*)

Description

Returns the probability that a negative binomially distributed random variable is less than or equal to *k*, where the probability of success is *p* and the number of successes is *n*.

Neg Binomial Probability(*p*, *n*, *k*)

Description

Returns the probability that a negative binomially distributed random variable is equal to *k*, where the probability of success is *p* and the number of successes is *n*.

Poisson Distribution(*lambda*, *k*)

Description

Returns the cumulative distribution function at *k* for the Poisson distribution with mean *lambda*.

Poisson Probability(*lambda*, *k*)**Description**

Returns the probability that a Poisson distributed random variable with mean *lambda* is equal to *k*.

Poisson Quantile(*lambda*, *cumprob*)**Description**

Returns the smallest integer quantile for which the cumulative probability of the Poisson(*lambda*) distribution is larger than or equal to *cumprob*.

Display

Alpha Shape(*Triangulation*)**Description**

Returns the alpha shape for the given triangulation.

Border Box(<Left(*pix*)>, <Right(*pix*)>, <Top(*Pix*)>, <Bottom(*Pix*)>, <Sides(0)>, *db*)**Description**

Constructs a bordered display box that contains another display box. Optional arguments (Left, Right, Top, Bottom) add space between the border box and what it contains. The other optional argument (Sides) draws borders around the border box on any single side or combination of sides; draws the border in black or the highlight color; makes the background transparent or white or erases the background of a display box that contains it.

Returns

The display box.

Arguments

Left An integer that measures pixels.

Right An integer that measures pixels.

Top An integer that measures pixels.

Bottom An integer that measures pixels.

Sides An integer that maps to settings for the display box.

db a display box object (for example, a text box or another border box).

Notes

The formula for deriving the integer for Sides is: 1*top + 2*left + 4*bottom + 8*right + 16*highlightcolor + 32*whitebackground + 64*erase. Thus, if you want to just draw a black

border on the top and bottom, $1+4 = 5$. If you want that same box with a white background, $5+32 = 37$.

Button Box("title", <<Set Icon("path"), "script" <<Set Icon Location("left, "right")

Description

Constructs a button with the text *title* that executes *script* when clicked.

Returns

The display box (button box).

Arguments

title a quoted string or a string variable.

script a quoted string or a reference to a string where the string is a valid JSL script.

<<Set Icon("path") Displays the image in the pathname on the button. Most common graphic formats are supported, such as GIF, JPG, PNG, BMP, TIF. Since the title argument is optional, you can create a button with only a text title, with only an icon, or with both a text title and an icon. In the last case, the icon is placed next to the text title.

<<Set Icon Location("right" or "left") Allows the position of the icon on a button to be either left or right of the text.

Notes

Line-break characters are ignored in button boxes.

Check Box(list, <script>)

Description

Constructs a display box to show one or more check boxes.

Returns

The display box (Check Box).

Arguments

list a list of quoted strings or a reference to a list of strings.

script an optional JSL script.

Messages

<<Get(*n*) Returns 1 if the check box item specified by *n* is selected, or 0 otherwise.

<<Set(*n*, 0|1) Sets the check box item specified by *n* as either selected (1) or cleared (0).

<<Get Selected Returns a list of strings that contain the names of the check box items that are selected.

<<Enable Item(*n*, 0|1) Sets the check box item specified by *n* as either enabled (1) or disabled (0). The state of a disabled check box cannot be changed.

`<<Item Enabled(check box item)` Returns 0 or 1 depending on whether the specific check box item is enabled.

Example

Create three check boxes labeled “one”, “two”, and “three”. The first check box is selected.

```
Check Box({"one", "two", "three"}, <<set(1, 1))
```

```
Col List Box(<"all"|"character"|"numeric">, <width(pixels)>,
<maxSelected(n)>, <nlines(n)>, <MaxItems(n)>, <MinItems(n)>, <On
Change(expr)>,<script>)
```

Description

Constructs a display box to show a list box that allows selection of data table columns.

Returns

The display box (ColListBox).

Arguments

`all | character | numeric` an optional command that adds all columns of the current data table into the list. Omitting "all" results in an empty collistbox with the “optional” label. To display “optional character”, specify "character". To display “optional numeric”, specify "numeric".

`width(pixels)` an optional command that sets the width of the list box to `pix`. `pix` is a number that measures pixels.

`maxSelected(n)` an optional command that sets whether only one item can be selected. For $n > 1$, n is ignored.

`nlines(n)` an optional command that sets the length of the list box to n number of lines. n is an integer.

`script` an optional script.

`MaxItems(n)` An optional number that only allows n columns to be added to the list.

`MinItems(n)` An optional number that only requires at least n columns for the list. If $n = 2$, the top two slots in the Col List Box an initial display of “required numeric” (or whatever you set the data type to be).

`On Change(expression)` An optional command that evaluates the expression each time the contents of the column list box changes. Dragging between two column list boxes that have this argument results in both expressions being evaluated. The expression for the target being dragged is evaluated first, then the expression for the source is evaluated.

Messages

`<< Set Tips ({"Tip text 1", "Tip text 2", ...})` Sets tool tips for items in the list box. A null string or an empty list results in no tips. A list shorter than the list of items in the list box will use the last tip text for the remaining items in the list and the list box.

`<< Set Tip ("Tip text")` Overrides any tool tips set using `Set Tips()` function. If there is a tip set for the box, you cannot set tips for each individual item.
Using `Set Tip()` with no arguments clears the list box tip and allows the individual item tool tips to be displayed.

Note

The `maxSelected` argument only affects whether one or more than one item can be selected. It does not enforce a limit greater than 1.

Column Dialog(`ColList("rolename")`, `specifications`)

Description

Draws a dialog box for column role assignments.

Returns

A list of commands that were sent and the button that was clicked.

Arguments

`ColList` Specifies the name of at list one list to add variables to.

`specifications` Any additional Dialog items (for example, `Max Col`, `Datatype`).

Combo Box(`list`, `<script>`)

Description

Constructs a display box to show a combo box with a menu.

Returns

The display box (`ComboBox`).

Arguments

`list` a list of quoted strings or a reference to a list of strings.

`script` an optional JSL script.

Context Box(`displayBox`, ...)

Description

Defines a scoped evaluation context. Each Context Box is executed independently of each other.

Returns

A display box.

Arguments

Any number of display boxes.

Current Journal()

Description

Gets the display box at the top of the current (topmost) journal.

Returns

Returns a reference to the display box at the top of the current journal.

Current Report()

Description

Gets the display box at the top of the current (topmost) report window.

Returns

Returns a reference to the display box at the top of the current report window.

Current Window()

Description

Returns a reference to the current window.

Dialog(contents)

Dialog is deprecated. Use `New Window()` with the `Modal` argument instead. See the *Scripting Guide* for details.

Excerpt Box(report, subscripts)

Description

Returns a display box containing the excerpt designated by the report held at number *report* and the list of display subscripts *subscripts*. The subscripts reflect the current state of the report, after previous excerpts have been removed.

Expr As Picture(expr(...), <width(pixels)>)

Description

Converts `expr()` to a picture as it would appear in the Formula Editor.

Returns

Reference to the picture.

Argument

`expr(...)` Place any valid JSL expression that can be displayed as a picture inside `expr()`.
`width(pixels)` an optional command that sets the width of the box to `pix`. `pix` is a number that measures pixels.

Filter Col Selector(<data table(name)>, <width(pixels)>, <Nlines(n)>, <script>, <OnChange(expr)>)

Description

Returns a display box that contains a list of items. Control allows column filtering.

Global Box(global)

Description

Constructs a box for editing *global* value directly.

Graph()

See [“Graph Box\(properties, script\)”](#) on page 85.

Graph 3D Box(properties)

Description

Constructs a display box with 3-D content.

Returns

The display box.

Arguments

Properties can include: `framesize(x, y)`, `Xname("title")`, `Yname("title")`, `Zname("title")`.

Note

This display box constructor is experimental.

Graph Box(properties, script)

Graph(properties, script)

Description

Constructs a graph with axes.

Returns

The display box (Graph Box).

Arguments

properties Named property arguments: `title("title")`, `XScale(low, high)`, `YScale(low, high)`, `FrameSize(h, v)`, `XName("x")`, `YName("y")`, `DoubleBufer`, `SuppressAxes`.

script Any script to be run on the graph box.

H Center Box(display box)**Description**

Returns a display box with the display box argument centered horizontally with respect to all other sibling display boxes.

H List Box(<Align("bottom"|"center")>, display box, <arguments>)**Description**

Creates a display box that contains other display boxes and displays them horizontally. Boxes are bottom aligned by default.

H Sheet Box(<<Hold(report), display boxes)**Description**

Returns a display box that arranges the display boxes provided by the arguments in a horizontal layout. The <<Hold() message tells the sheet to own the report(s) that is excerpted.

H Splitter Box(<size(h,v)>, display box, <arguments>)**Description**

Returns a display box that arranges the display boxes provided by the arguments in a horizontal layout (or panel). The splitter enables the user to interactively resize the panel.

Arguments

display box Any number of display box arguments can be contained in the splitter box.

Optional Arguments

size(h,v) Specifies the size of the splitter box in pixels. This size is for the outer splitter box. Inner display boxes are proportionately sized according to the width and height of the outer splitter box.

<<Size(n) Specifies the proportions of the last panel. **<<Size(.25)** resizes the last panel to 25% the splitter box height (or width, for vertical splitter boxes).

<<Set Sizes({n,n}) Specifies the proportions of each panel. **db<<Sizes({.75, .25})** sizes the first panel to 75% and the second panel to 25% of the splitter box height (or width, for vertical splitter boxes).

<<Close Panel(n, <Boolean>) Closes the panel that you specify. **<<Close Panel(2)** closes the second panel. With three or more panels, you must include the second Boolean value. That value indicates which panel expands to fill the space left by the closed panel.

- **<<Close Panel(2,0)** closes the second panel; the following sibling takes the extra space.

- `<<Close Panel(2,1)` closes the second panel; the preceding sibling takes the extra space.
- `<<Open Panel(n, <Boolean>)` Opens the panel that you specify. With three or more panels, you must include the second Boolean value. Works similar to `<<Close Panel` described above. The panels are initially opened. You use `<<Open Panel` only after using `<<Close Panel`.
- `<<Get Sizes()` Returns the proportions of each panel as a list.










Hier Box("text", Hier Box(...), ...)

Description

Constructs a node of a tree (similar to Diagram output) containing text. Hier Box can contain additional Hier Boxes, allowing you to create a tree. The text can be a Text Edit Box.

Icon Box("name")

Description

Constructs a display box containing an icon, where the argument is a name such as Popup , Locked , Labeled , Sub , Excluded , Hidden , Continuous , Nominal , or Ordinal . The argument can also be a path to an image.

Argument

name Quoted string that is the name of a JMP icon or the path to an icon.

Example

`Icon Box("Nominal")` constructs a display box that contains the Nominal icon.

`Icon Box("$SAMPLE_IMAGES/pi.gif")` inserts the pi.gif sample image.

If Box(Boolean, display boxes)

Description

Constructs a display box whose contents are conditionally displayed.

Arguments

Boolean 1 displays the display boxes inside the If Box; if 0, does not display them.

display boxes Any display box tree.

Journal Box("Journal Text")

Description

Constructs a display box that displays the quoted string *journal box*. We recommend that you do not generate the journal text by hand.

```
Line Seg(x, y, <row states(dt, [rows] | dt, {rows} | {rowstates} |
[rowstates] | dt, {{rows}, {rows}, ...})>)
```

Description

Creates a display seg of connected line segments. The optional third argument enables row state assignments from either a data table or independently.

```
Lineup Box(<NCol(n)>, <Spacing(pixels, <vspace>), display boxes, ...)
```

Description

Constructs a display box to show an alignment of boxes in *n* columns.

```
List Box({"item", ...}, <width(pixels)>, <maxSelected(n)>, <nLines(n)>,
<script>)
```

Description

Creates a display box to show a list box of selection items. The argument can be a list of two-item lists containing the item name and a string that specifies the modeling type or sorting order. The icon appears next to the corresponding item in the list box.

```
Matrix Box(matrix)
```

Description

Displays the *matrix* given in the usual array form.

```
Mouse Box(displayBoxArgs, messages)
```

Description

Returns a box that can make JSL callbacks for dragging and dropping, marking, or clicking and tracking mouse actions.

Arguments

displayBoxArgs Specifies the object that the user interacts with, such as a `Text Box` or `Button Box`. See the *JMP Scripting Index* for details.

New Image()

New Image(width, height)

New Image("filepath")

New Image(picture)

New Image(matrix)

New Image("rgb"|"r"|"rgba", {matrix, ...})

Description

Creates a new image in a report. PNG, JPG, GIF, BMP, or TIF file types are supported.

Returns

An image.

Arguments

All argument sets are optional, but all arguments within each set are required.

width, height Sets the width and height of the image in pixels.

"filepath" A filepath to an image.

picture A JSL picture object.

matrix The image as a matrix of JSL color pixels.

"rgb"|"r"|"rgba", {matrix, ...} Specify the channels (rgb, r, or rgba) and provide a matrix of values (0.0-1.0) for each channel. Examples:

`New Image("r", [r matrix]);`

`New Image("rgb", {[r matrix], [g matrix], [b matrix]});`

`New Image("rgba", {[r matrix], [g matrix], [b matrix], [a matrix]});`

New Window("title", <arguments>, displayBox)

Description

Makes a new window with the indicated title (a required argument) and a display box tree.

Additional Arguments

<<Script(<"script">) Creates a new script window. The optional quoted string *script* is placed inside the script window.

<<Journal Creates an empty journal.

<<Size(x, y) Creates a new window of the specified height and width.

<<Modal Makes the new window a modal window, which prevents any other actions in JMP until the window is closed. If you do not include an **OK** or **Cancel** button, one is added automatically for you. **Note:** If used, this argument must be the second argument, directly after the window title. Available modal window arguments are:

- `On Open(expr)` runs `expr` when the window is created. `On Open` (or `OnOpen`) scripts that execute other programs are never run. Set the Evaluate OnOpen Scripts preference to control when the script is run.
- `On Close (expr)` runs `expr` when the window is closed. Returns 0 if the window fails to close.
- `On Validate (expr)` runs `expr` when the **OK** button is pressed. If it returns True, the window is closed otherwise the window remains open.
- `Return Result` changes the window's return value when it closes to match that of the deprecated `Dialog()` function.

`Show Toolbars(0|1)` Show or hide the toolbar. The default value is 1. (Windows only.)

`Show Menu(0|1)` Show or hide the menu bar. The default value is 1. (Windows only.)

`Suppress AutoHide` Suppress or use the auto-hide feature for menus and toolbars. The default value is 1. (Windows only.)

Notes

`Dialog()` was deprecated in JMP 10. Use `New Window()` with the `Modal` argument instead. See the Modal Windows section in the *Scripting Guide* book for details on using `New Window()`.

Number Col Box("title", numbers)

Description

Creates a column named *title* with numeric entries given in list or matrix form.

Number Col Edit Box("title", numbers)

Description

Creates a column named *title* with numeric entries given in list or matrix form. The numbers can be edited.

Number Edit Box(value)

Description

Creates an editable number box that initially contains the *value* argument.

Returns

The display box object.

Argument

value Any number.

Outline Box("title", display box, ...)

Description

Creates a new outline named *title* containing the listed display boxes.

Page Break Box()

Description

Creates a display box that forces a page break when the window is printed.

Panel Box("title", display box)

Description

Creates a display box labeled with the quoted string *title* that contains the listed display boxes.

Picture Box(Open(picture), format)

Description

Creates a display box that contains a graphics picture object.

Returns

A reference to the display box.

Argument

Open Opens the directory that contains the picture.

picture The pathname for the picture to include.

format The graphic file format.

Example

```
Picture Box( Open( "c:\MyPictures\logo.gif", gif ) )
```

Plot Col Box("title", numbers)

Description

Returns a display box labeled with the quoted string *title* to graph the *numbers*. The numbers can be either a list or a matrix.

Popup Box({"command1", script1, "command2", script2, ...})

Description

Creates a red triangle menu. The single argument is an expression yielding a list of an even number of items alternating between the command string and the expression that you want evaluated when the command is selected. If the command is an empty string, a separator

line is inserted. **Note:** Pressing ALT and right-clicking the red triangle menu opens a window with check boxes for the commands. See the *Using JMP* book for details.

Radio Box({"item", ...}, <script>)**Description**

Constructs a display box to show a set of radio buttons. The optional script is run every time a radio button is selected.

Range Slider Box(minValue, maxValue, lowVariable, highVariable, script)**Description**

Range Slider Box() returns a display box that shows a range slider control that ranges from `minValue` to `maxValue`. As the two sliders' positions change, their values are placed into `lowVariable` and `highVariable`, and the script is run.

Returns

The display box (`RangeSliderBox`).

Arguments

`min`, `max` Numbers that set the minimum and maximum value the slider represents.

`lowVar` The variable whose value is set and changed by the lower slider.

`highVar` The variable whose value is set and changed by the upper slider.

`script` Any valid JSL commands that are run as the slider is moved.

Report(obj)**Description**

Returns the display tree of a platform *obj*. This can also be sent as a message to a platform:
`obj<<Report`

Scene Box(x size, y size)**Description**

Creates an *x* by *y*-sized scene box for 3-D graphics.

Script Box(<"script">, <width>, <height>)**Description**

Constructs an editable box that contains the quoted string *script*. The editable box is a script window and can both be edited and run as JSL.

Arguments

`script` An optional quoted string that appears in the script box.

width An optional integer that sets the width of the script box.

height An optional integer that sets the height of the script box.

Scroll Box(<size(*h*,*v*)>, <flexible(Boolean)>, display box, ...)

Description

Creates a display box that positions a larger child box using scroll bars.

Returns

A reference to the scroll box object.

Arguments

size(*h*,*v*) Optional. The *h* and *v* arguments specify the size of the box in pixels.

flexible(Boolean) Optional. True (1) sets the box to be resizable with the window. False (0) sets the box to remain the same size when the window is resized.

display box Any number of display box arguments can be contained in the scroll box.

Note

You can send a scroll box object a message to set the background color:

```
<<Set Background Color( {R, G, B} | <color> )
```

You can set the Boolean flags for horizontal (*h*) and vertical (*v*) scrolling to enable (1) or disable (0) the scroll bars. If scrolling is disabled in a given direction, the Scroll Box will behave as a regular container in that direction.

```
<<Set Scrollers (h, v)
```

To return the flags for scrolling, use the following message:

```
<<Get Scrollers
```

To set the horizontal (*h*) and vertical (*v*) positions (in pixels) for the scrollers on the scroll bar:

```
<<Set Scroll Position (h,v)
```

To return the flags for scroll position, use the following message:

```
<<Get Scroll Position
```

To return the maximum positions for horizontal and vertical scrolling, use the following message:

```
<<Get Scroll Extents
```

Example

The following example shows a window containing a scroll box with the specified settings.

```
win = New Window( "Example",  
  sb = Scroll Box(  
    Size( 150, 75 ),  
    List Box(  
      {"First Item", "Second Item",  
       "Third Item", "Fourth Item",
```

```

        "Fifth Item"},
        width( 200 ),
        max selected( 2 ),
        nlines( 6 )
    )
)
);
win << Set Window Size( 300, 200 );
sb << Set Scrollers( 1, 1 ); // enables both scroll bars
sb << Set Scroll Position( 0, 20 ); //positions the scrollers on the scroll
    bar

```

Sheet Part("title", display box)

Description

Returns a display box containing the *display box* argument with the quoted string *title* as its title.

Slider Box(min, max, global, script, <set width(n)>, <rescale slider(min, max)>)

Description

Creates an interactive slider control.

Returns

The display box (SliderBox).

Arguments

min, *max* Numbers that set the minimum and maximum value the slider represents.

global the global variable whose value is set and changed by the slider box.

script Any valid JSL commands that is run as the slider box is moved.

set width(n) specify the width of the slider box in pixels.

rescale slider(l, u) resets the max and min values for the slider box.

Notes

You can send Set Width and Rescale Slider as commands to a slider object. For example:

```

ex = .6;
New Window("Example", mybox=Slider Box(0, 1, ex, Show(ex)));
mybox<<Set Width(200)<<Rescale Slider(0, 5);

```

Spacer Box(`<size(h,v)>`, `<color(color)>`)

Description

Creates a display box that can be used to maintain space between other display boxes, or to fill a cell in a LineUp Box.

Returns

A reference to the display box.

Arguments

`size(h,v)` Optional. The *h* and *v* arguments specify the size of the box in pixels.

`color(color)` Optional. Sets the color of the box to the JSL `color` argument.

String Col Box(`"title"`, `{"string", ...}`)

Description

Creates column in the table containing the *string* items listed.

String Col Edit Box(`"title"`, `{"string", ...}`)

Description

Creates column in the table containing the *string* items listed. The string boxes are editable.

Note

To retrieve the data, use this message:

`data = obj << Get;`

Tab Box(`"page title1"`, contents of page 1, `"page title 2"`, contents of page 2, ...)

Description

Creates a tabbed window pane. The arguments are an even number of items alternating between the name of a tab page and the contents of the tab page.

Table Box(display box, ...)

Description

Creates a report table with the *display boxes* listed as columns.

Text Box(`"text"`, `<arguments>`)

Description

Constructs a box that contains the quoted string *text*.

Arguments

<<Justify Text("position") Justifies the text left, center, or right as specified in quotes.

<<Set Wrap(pixels) Sets the point at which text wraps.

Text Edit Box("text", <arguments>)**Description**

Constructs an editable box that contains the quoted string *text*.

Arguments

<<Password Style(boolean) Displays asterisks in the box rather than the password.

<<Set Script Runs the specified script after the text is edited.

<<Set Width(pixels) Sets the point at which text wraps.

Tree Box(<{rootnodes}>, <size(width, height)>, <MultiSelect>)**Description**

Constructs a box to show a hierarchical tree composed of Tree Nodes.

Arguments

{rootnodes} Specifies the names for the root nodes created by Tree Node() which the box contains.

size(width, height) Specifies the width and height (in pixels) of the box.

MultiSelect Indicates that more than one item in the tree can be selected.

Tree Node(<data>)**Description**

Creates a node for display in a Tree Box display. Tree Node is used for both parent and child nodes.

Triangulation(<dt>, X(col1, col1), <Y(Col)>)**Description**

Returns an object containing the Delaunay triangulation of the given point set. The optional Y will be averaged for duplicate points, and all points in the output will be unique.

Examples

```
tri = Triangulation(
  X( [0 0 1 1], [0 1 0 1] ),
  Y( [0 1 2 3] )
);
```

```
dt = Open( "$SAMPLE_DATA/Cities.jmp" );
```



```
tri = Triangulation( X( :X, :Y ), Y( :POP ) );
```

V Center Box(display box)

Description

Returns a display box with the display box argument centered vertically with respect to all other sibling display boxes.

V List Box(display box, ...)

Description

Creates a display box that contains other display boxes and displays them vertically.

V Sheet Box(<<Hold(report), display boxes)

Description

Returns a display box that arranges the display boxes provided by the arguments in a vertical layout. The <<Hold() message tells the sheet to own the report(s) that is excerpted.

V Splitter Box(<size(h,v)>, display box, <arguments>)

Description

Returns a display box that arranges the display boxes provided by the arguments in a vertical layout (or panel). The splitter enables the user to interactively resize the panel.

Arguments

display box Any number of display box arguments can be contained in the splitter box.

Notes

For details about the optional arguments, see [“H Splitter Box\(<size\(h,v\)>, display box, <arguments>\)”](#) on page 86.

Web Browser Box("url")

Description

Creates a display box that contains a web page. Available only on Windows.

Returns

A reference to the web browser box object.

Argument

url A quoted string containing the URL to the web page to display.

Window(<string|int>)**Returns**

Either a list of references to all open windows, or a reference to an explicitly named window.

Arguments

string A quoted string containing the name of a specific open window.

int the number of a specific open window.

Notes

If no argument is provided, a list of all open windows is returned.

If the argument (either a window name or number) does not exist, an empty list is returned.

Expression Functions

Arg(expr, i)**Arg Expr(expr, i)****Description**

Finds the argument numbered by *i* within the given expression.

Returns

The *i*th argument within the expression *expr*.

Empty() if that argument does not exist or is not specified.

Arguments

expr an expression defined previously in the JSL script.

i an integer denoting which argument to return.

Notes

Arg Expr() was deprecated in a previous release of JMP. Use Arg() instead.

Eval Expr(expr)**Description**

Evaluates any expressions within *expr*, but leaves the outer expression unevaluated.

Returns

An expression with all the expressions inside *expr* evaluated.

Argument

expr Any JSL expression.

Expr(x)

Description

Returns the argument unevaluated (expression-quoting).

Returns

The argument, unevaluated.

Argument

x Any valid JSL expression.

Extract Expr(expr, pattern)

Description

Find *expr* matching *pattern*.

Returns

A pattern that matches the specified *pattern*.

Arguments

expr Any expression.

pattern Any pattern.

Head(exprArg)

Head Expr(exprArg)

Description

Returns the head of the evaluated expression, without its arguments.

Note

Head Expr() is deprecated. Use Head() instead.

Head Name(expr)

Head Name Expr(expr)

Description

Returns the head of the evaluated expression as a string.

Note

Head Name Expr() is deprecated. Use Head Name() instead.

N Arg(exprArg)

Description

Returns the number of arguments of the evaluated expression head.

N Arg Expr(exprArg)**Description**

Returns the number of arguments of the expression head.

Name Expr(x)**Description**

Returns the unevaluated expression of *x* rather than the evaluation of *x*.

File Functions

Close(<dt>, <nosave|save("path")>)**Description**

Closes a data table. If no arguments are specified, the current data table is closed. If the data table has been changed, it is automatically saved. All dependent windows are also closed (for example, report windows that are based on the data table).

Returns

Void.

Arguments

dt an optional reference to a data table.

nosave|save("path") An optional switch to either save the data table to the specified path before closing or to close the data table without saving it.

Close All(type, <NoSave|Save>)**Description**

Closes all open resources of *type*.

Argument

type A named argument that defines the type of resources that you want to close. The allowable types are: Data Tables, Reports, and Journals.

NoSave or *Save* An optional argument that specifies whether to save the specified types of windows before closing or to close without saving.

Close Log(Boolean)**Description**

Closes the log window.

Convert File Path(path, <"absolute"|"relative">, <"posix"|"windows">, <base(path)>)

Description

Converts a file path according to the arguments.

Returns

The converted path.

Arguments

path A pathname that can be either Windows or POSIX.

absolute|relative Optional quoted string, specifies whether the returned pathname is in absolute or relative terms. The default value is absolute.

posix|windows Optional quoted string, specifies whether the returned pathname is in Windows or POSIX style. The default is POSIX.

base(path) Optional, specifies the base pathname, useful if relative is specified. The default is the default directory.

Copy Directory("from path", "to path", <recursive=Boolean>)

Description

Copies files from one directory to another, optionally copying subdirectories. The directory name is created in the *to path* and should not be part of the *to path* argument.

Returns

Returns 1 if the directory is copied; otherwise, returns 0.

Arguments

from path Specifies the directory containing the files to copy to the new directory.

to path Specifies the path where the new directory should be created and to which the files are copied.

<recursive(Boolean)> Indicates whether to copy the *from path* subdirectory structure to the *to path*.

Copy File("from path", "to path")

Description

Copies one file to a new file using the same or a different name.

Returns

Returns 1 if the file is copied; otherwise, returns 0.

Arguments

from path Specifies the path and file name to copy to the new file.

to path Specifies the path and file name for the new file.

```
Create Database Connection( (string, <DriverPrompt(1)>) | "Connect Dialog");
```

Description

Creates a connection to the specified database or prompts the user to provide database log in information.

Returns

A handle to the database connection.

Arguments

string The server connection string that contains information such as the data source name and user name.

Driver Prompt An optional Boolean argument that enables the ODBC driver to prompt for the connection information if necessary.

"Connect Dialog" A string that opens the Select Data Source window, from which the user selects the database.

Examples

Specify the data source name, user name, and password:

```
Create Database Connection( "dsn=Books;UID=johnsmith;password=Christmas" );
```

Request that the ODBC driver prompt the user to enter connection information, because the connection string does not specify the password:

```
Create Database Connection( "dsn=Books;UID=johnsmith", Driver Prompt( 1 ) );
```

Enable the user to select the data source, specify "Connect Dialog":

```
Create Database Connection( "Connect Dialog" );
```

```
Create Directory("path")
```

Description

Creates a new directory at the specified path location.

Returns

Returns 1 if the directory is created; otherwise, returns 0.

Arguments

path Specifies the path where the new directory should be located.

```
Creation Date("path")
```

Description

Returns the creation date for the specified file or directory.

Returns

Creation date.

Arguments

`path` Specifies the directory or path and file name for the query.

Delete Directory("path")

Description

Deletes the specified directory and its contents and any subdirectories.

Returns

Returns 1 if the directory is deleted; otherwise, returns 0.

Arguments

`path` Specifies the path and directory for deletion.

Delete File("path")

Description

Deletes the specified file.

Returns

Returns 1 if the file is deleted; otherwise, returns 0.

Arguments

`path` Specifies the path and file name for deletion.

Directory Exists("path")

Description

Verifies the specified directory exists.

Returns

Returns 1 if the directory exists; otherwise returns 0.

Arguments

`path` Specifies the path and directory for verification.

File Exists("path")

Description

Verifies the specified file name exists at the specified path.

Returns

Returns 1 if the file exists; otherwise returns 0.

Arguments

`path` Specifies the path and file name for verification.

Files In Directory(path, <"recursive">)

Description

Returns a list of filenames in the *path* given.

Returns

List of filenames. If "recursive" is not specified, directory names are included in the list.

Arguments

path A valid pathname.

recursive An optional quoted keyword that causes all folders in the path (and all folders that they contain, and so on) to be searched for files.

Get Current Directory()

Description

Retrieves the current directory, which is used in the Open File window. **Note:** The operating system can change the current directory outside of JMP.

- If JMP was opened using the JMP shortcut, the function returns the JMP Installation directory. For example, on Windows, the current directory is "/C:/Program Files/SAS/JMP/PRO/<version>/" or "/C:/Program Files/SAS/JMP/<version>/".
- If JMP was opened by double-clicking a JMP file (.jmp, .jsl, .jrn, and so on), the command returns the path of the opened file.
- If the current directory was configured using the Set Current Directory() function, JMP returns the specified path.

See [“Set Current Directory\(“path”\)”](#) on page 113.

Returns

The absolute pathname as a string.

Arguments

none

Get Default Directory()

Description

Retrieves the user’s default directory. This path is used for subsequent relative paths.

If the default directory was set using Set Default Directory(), JMP returns the specified path as long as Get Default Directory() and Set Default Directory() are in the same script.

See [“Set Default Directory\(“path”\)”](#) on page 113.

Returns

The absolute pathname as a string.

Arguments

none

Get File Search Path()

Description

Retrieves the current list of directories to search for opening files.

This list is configured using the `Set File Search Path()` function. See [“Set File Search Path\({path or list of paths}\)”](#) on page 113.

Returns

A list of pathnames as strings.

Get Path Variable("name")

Description

Retrieves the value of name, a path variable.

Returns

The absolute pathname as a string.

Argument

name A quoted string that contains a path variable. (Examples: `SAMPLE_DATA`, `SAMPLE_SCRIPTS`)

Is Directory(path)

Description

Returns 1 if the path argument is a directory and 0 otherwise.

Is Directory Writable(path)

Description

Returns 1 if the directory specified in the path argument is writable and 0 otherwise.

Is File(path)

Description

Returns 1 if the path argument is a file and 0 otherwise.

Is File Writable(path)

Description

Returns 1 if the file specified in the path argument is writable and 0 otherwise.

Is Log Open()**Description**

Returns a Boolean value that indicates whether the log window is open.

Last Modification Date("path")**Description**

Returns the last modification date of the specified file or directory.

Returns

Last modification date.

Arguments

path Specifies the directory or file name.

Load Text File(path, <XMLParse|SASODSXML>)**Description**

Opens the text file stored at *path*.

Returns

The text contained in the file.

Arguments

path A pathname that points to a text file. This can be a URL.

XMLParse Optional argument that causes an XML text file to be converted into JSL.

SASODSXML Optional argument that causes the text file to be parsed as SAS ODS default XML.

Move Directory("from path", "to path")**Description**

Moves a directory and its contents (including subdirectories) from the specified path to another specified path.

Returns

Returns 1 if the directory is moved; otherwise returns 0.

Arguments

from path Specifies the path and directory for relocation.

to path Specifies the destination path and directory.

Move File("from path", "to path")

Description

Moves a file from the specified path to another specified path with the same or different file name.

Returns

Returns 1 if the file is moved; otherwise returns 0.

Arguments

from path Specifies the path and file name for relocation.

to path Specifies the destination path and file name.

Notes

On Windows, when you move a file to a folder that does not exist, Windows creates the folder and returns 1. On Macintosh, the folder is not created, and an error is returned.

Open("path", <arguments>)

Description

Opens the data table or other JMP file or object created from a file named by the *path*. If no path is specified, the Open window appears. Refer to the examples in the JMP Scripting Index for details on which arguments apply to specific file types.

Arguments

Charset("option") The available character set options for importing text files are "Best Guess", "utf-8", "utf-16", "us-ascii", "windows-1252", "x-max-roman", "x-mac-japanese", "shift-jis", "euc-jp", "utf-16be", and "gb2312".

Column Names Start(n) | Column Names are on line(n) Specifies the line number that column names start in the imported text file. If the text file uses returns between cells, column names could be on multiple lines.

Columns(colName = colType(colWidth), ...) Specifies the columns by name in the text file to import into a data table where:

- **colName**: Specifies the column name used in the imported text file.
- **colType(Character | Numeric)**: Indicates whether the specified column contains character or numeric data.
- **colWidth(n)**: indicates the integer width of the specified column.

Columns(<arguments>) For ESRI shapefiles (.shp), this argument and its settings indicate the following:

- **Shape=numeric(n)**: Indicates the column number in the imported ESRI shapefile that contains the shape number.
- **Part=numeric(n)**: Indicates the column number in the imported ESRI shapefile that contains the part number.

- `X=numeric(n)`: Indicates the column number in the imported ESRI shapefile that contains the decimal degree for the longitude (range of $\pm 180^\circ$).
- `Y=numeric(n)`: Indicates the column number in the imported ESRI shapefile that contains the decimal degree for the latitude (range of $\pm 90^\circ$).

`Compress Allow List Check(Boolean)` Indicates that JMP can compress data table created from the imported text file.

`Compress Character Columns(Boolean)` Indicates that JMP should compress data table columns that contain character data from the imported text file.

`Compress Numeric Columns(Boolean)` Indicates that JMP should compress data table columns that contain numeric data from the imported text file.

`Concatenate Worksheets(Boolean)` Indicates that JMP should combine the imported Excel worksheets into one data table.

`Create Concatenation Column(Boolean)` Indicates that JMP should combine columns from an imported Excel file into one column.

`Data Starts(n) | Data Starts on Line(n)` Specifies the line number where data starts in the imported text file.

`Debug JSL(Boolean)` Opens the specified JSL script in the Debugger instead of opening it.

`End Of Field(Tab|Space|Comma|Semicolon|Other|None)` Specifies the character used to delimit the end of a field in the imported text file. To specify multiple characters, separate each character designation by a comma. If you use "Other", designate the delimiter with `EOF Other()` argument.

`End Of Line(CRLF|CR|LF|Semicolon|Other)` Specifies the character used to delimit the end of a line in the imported text file. To specify multiple characters, separate each character designation by a comma. If you use "Other", designate the delimiter with `EOL Other()` argument.

`EOF Other("char")` If the imported text file uses an end of field character other than the one specified by `End of Field`, this argument specifies the character used.

`EOL Other("char")` If the imported text file uses an end of line character other than the one specified by `End of Line`, this argument specifies the character used.

`File Type` An optional string that specifies the type of file that you are opening (for example, xls, bmp, jpg, or gif). If you do not specify this string, the file opens in the default program for the file type.

Note: The path argument should be used for a zip archive. The extension (.zip) is not required. See "[Zip Archives](#)" on page 371 in the "JSL Messages" chapter for the messages that you can send to a zip archive. The basic functionality is to get a list of files in the zip archive, to read a file in the zip archive into either a string or a blob, and to write files into the zip archive. Note that reading a zip archive temporarily puts the contents into memory. Reading very large zip archives can cause errors.

Force Refresh Closes the specified JMP (.jrn, .jsl, .jrp, or .jmpappsource) file without saving and tries to reopen the file from disk. This argument deletes any changes made since the last time the file was opened.

HTML Table(n) To import a table from an HTML web page, use the URL as the filepath. This optional argument specifies which table number, *n*, on the web page to open. If you omit the value, only the first table on the page is imported.

Tip: If the table you are importing contains images, they are first imported as text. To load the images in your JMP data table, run the automatically generated table script named Load Pictures. A new expression column containing the images is created.

Ignore Columns("col", ...) Indicates the column names in the JMP data table or other JMP file that should not be included in the data table.

Invisible Opens the file as invisible. This quoted keyword applies to the files: data table, JMP file, external, text, Excel, SAS, ESRI shapefile, or HTML. The data table appears only in the JMP Home Window and the Window menu.

Labels(Boolean) Indicates the imported text file contains labels or column headers as the first line in the file. The default value is **True**.

Lines to Read(n) Specifies the number of lines in the text file to import. JMP starts counting lines after column names are read.

Number of Columns(n) Specifies the number of columns contained in the imported text file.

Run JSL(Boolean) Runs the specified JSL file instead of opening it. Include a Boolean argument or an expression that contains a Boolean value. If the script begins with `//!`, which automatically runs the script, include the Boolean value (0) to open the script instead.

Password("password") Specifies the password for a password-protected Microsoft Excel .xls or SAS files to avoid entering it manually. The password is not encrypted. (Password-protected Microsoft Excel .xlsx files cannot be imported.)

Private Opens the table as invisible and without showing it in the JMP Home Window or Window menu. For example, you might create a private data table to hold temporary data that the user does not need to see. This quoted keyword applies to the following files: data table, JMP file, external, text, Excel, SAS, ESRI shapefile, or HTML.

Scan Whole File(Boolean) Specifies how long JMP scans the text file to determine data types for the columns. This is a Boolean value. The default value is **true**; the entire file is scanned until the data type is determined. To import large files, consider setting the value to **false**, which scans the file for five seconds.

Select Columns("col", ...) Indicates the column names in the JMP data table or other JMP file that should be included in the data table.

Strip Quotes | Strip Enclosing Quotes (Boolean) If the fields in the text file are quoted, setting this to `True` removes the quotes, and setting it to `False` does not remove the quotes. The default value is `True`.

Table Contains Column Headers (Boolean) Indicates the imported text file contains labels or column headers as the first line in the file. The default value is `True`.

Treat Empty Columns as Numeric (Boolean) Indicates that JMP should import text file columns of missing data as numeric rather than character. Possible missing value indicators are a period, a Unicode dot, NaN, or a blank string. The default value is `False`.

Use Apostrophe as Quotation Mark (Boolean) Declares apostrophes as quotation marks in importing text files. This option is not recommended unless your data comes from a nonstandard source that places apostrophes around data fields rather than quotation marks. The default value is `False`.

Use Labels for Var Names (Boolean) For SAS data sets, this option specifies to use SAS labels as JMP columns names. The default value is `False`.

Use for all sheets (Boolean) Indicates that JMP should use the `Worksheets` settings for all worksheets in the Excel file to be opened as a data table.

Worksheet Options (Boolean, <options>) Specifies options for importing an Excel file into a JMP data sheet. Available options are:

- **Has Column Headers (Boolean)** - Indicates the Excel file has column headers in the first row.
- **Number of Rows in Headers (n)** - Specifies the number of rows in the Excel file used as column headers.
- **Headers Start on Row (n)** - Specifies the row number in the Excel file where the column headers begin. Default is row 1.
- **Data Starts on Row (n)** - Specifies the row number in the Excel file where the data begins.
- **Data Starts on Column (n)** - Specifies the column number in the Excel file where the data begins.
- **Data Ends on Row (n)** - Specifies the row number in the Excel file where data ends.
- **Data Ends on Column (n)** - Specifies the column number in the Excel file where the data ends.
- **Replicated Spanned Rows (Boolean)** - Indicates the Excel file contains spanned columns that should be imported into JMP as spanned columns.
- **Suppress Hidden Rows (Boolean)** - Indicates that JMP should not import rows hidden in the Excel file.
- **Suppress Hidden Columns (Boolean)** - Indicates that JMP should not import columns hidden in the Excel file.

- **Treat as Hierarchy(Boolean)** - Indicates that JMP should treat multiple column headers (merged cells) as hierarchies when importing an Excel file. If **True**, the Excel file opens with the merged columns stacked (**Tables > Stacked**).

Worksheets ("sheet name" | {"sheet name", "sheet name", ...} | "n") Opens the specified Excel file worksheet by name, all worksheets in a list of names, or the indexed number of the worksheet. If the worksheets are not specified, all worksheets in the spreadsheet open as separate data tables.

Year Rule | Two digit year rule
("1900-1999" | "1910-2009" | "1920-2019" | "1930-2029" | "1940-2039" |
"1950-2049" | "1960-2059" | "1970-2069" | "1980-2079" | "1990-2089" | "2000-2099")
Indicates the year format used in the imported text file. For example, if the earliest date is 1979, use "1970-2069".

Open Database("connectInfo" "sqlStatement", "outputTableName")

Description

Opens the database indicated by *connectInfo* with the *sqlStatement*, returning a data table named *outputTableName*.

Pick Directory(<"prompt string">)

Description

Prompts the user for a directory, returning the directory path as a string.

Returns

The path for the directory that the user selects.

Arguments

prompt An optional quoted string. If provided, that string appears at the top of the Browse window on Windows.

Pick File(<"prompt">, <"initial directory">, <{filter list}>, <first filter>, <save flag>, <"default file">), <multiple>

Description

Prompts the user to select one or more files in the Open window.

Returns

The path of the file that the user selects.

Arguments

prompt An optional quoted string. If provided, that string appears at the top of the Open window.

- initial directory** An optional quoted string that is a valid filepath to a folder. If provided, it specifies where the Open window begins. If not provided, or if it's an empty string, the JMP Default Directory is used.
- filter list** An optional list of quoted strings that define the filetypes to show in the Open window. See the following example for syntax.
- first filter** An optional integer that specifies which of the filters in the filter list to use initially. If you use an integer that is too large or small for the list (for example, 4 for a list of 3), the first filter in the list is used.
- save flag** An optional Boolean that specifies whether the Open window or Save window is used. 0 lets the user select a file to open in JMP. 1 lets the user save a new, empty file of the selected type in the selected folder. The default value is 0.
- default file** The name of the file that appears in the window by default.
- multiple** An optional argument that lets the user select multiple files if the **save flag** is 0.

Notes

Although all arguments are optional, they are also positional. For example, you cannot specify a filter list without also specifying the caption and the initial directory.

The buffer size in the computer's physical memory affects the number of files the user can open.

Example

The following script assigns *Select JMP File* as the window title; shows the Documents directory; shows *JMP Files* and *All Files* in the File name list and selects *JMP Files*; displays the Open window; and shows the file name *Earthquakes.jmp*.

```
Pick File("Select JMP File", "$DOCUMENTS", {"JMP Files|jmp;jsl;jrn", "All
Files|*"}, 1, 0, "Earthquakes.jmp")
```

Rename Directory("old path name", "new directory name")

Description

Renames a directory without moving or copying it.

Returns

Returns 1 if the directory is renamed; otherwise, returns 0.

Arguments

- old path name** Specifies the path and old directory name.
- new name** Specifies the new directory name.

Notes

When you specify the *new directory name*, include only the directory name, not the entire path.

Rename File("old path name", "new name")

Description

Renames a file without moving or copying it.

Returns

Returns 1 if the file is renamed; otherwise, returns 0.

Arguments

`old path name` Specifies the path and old file name.

`new name` Specifies the new file name.

Notes

When you specify the *new name*, include only the file name, not the entire path.

Save Text File(path, text)

Description

Saves the JSL variable text into the file specified by path.

Set Current Directory("path")

Description

Sets the current directory for Open File operations. **Note:** The operating system can change the current directory outside of JMP.

To avoid having to set the current directory for each file operation, define a filepath string and concatenate it with the filename. See the Path Variables section in the *Scripting Guide* for details.

See [“Get Current Directory\(\)”](#) on page 104.

Set Default Directory("path")

Description

Sets the default directory, which is used for resolving relative paths.

See [“Get Default Directory\(\)”](#) on page 104.

Set File Search Path({path or list of paths})

Description

Sets the current list of directories to search for opening files. Using {"."} as the path configures JMP to use the current directory.

See [“Get File Search Path\(\)”](#) on page 105.

Example

```
Set File Search Path( {"C:\JMP\12\source", "C:\Program  
Files\SAS\JMPPRO\12\Samples"} );
```

Set Path Variable("name")
Description

Sets the path stored in the variable.

Financial Functions

Double Declining Balance(cost, salvage, life, period, <factor>)
Description

Returns the depreciation of an asset for a specified period of time. The function uses the double-declining balance method or some other depreciation factor.

Arguments

cost The initial cost.

salvage The value at the end of the depreciation.

life The number of periods in the depreciation cycle.

period The length of the period, in the same units as life.

factor An optional number that is the rate at which the balance declines. The default value is 2.

Note

This function is equivalent to the Excel function DDB.

Future Value(rate, nper, pmt, <pv>, <type>)
Description

Returns the future value of an investment that is based on periodic, constant payments and a constant interest rate.

Arguments

rate The interest rate.

nper The number of periods.

pmt The constant payment.

pv An optional number that is the present value. The default value is 0.

type An optional switch. 0 specifies end-of-period payments, and 1 specifies beginning-of-period payments. The default value is 0.

Note

This function is equivalent to the Excel function FV.

Interest Payment(rate, per, nper, pv, <fv>, <type>)

Description

Returns the interest payment for a given period for an investment that is based on periodic, constant payments and a constant interest rate.

Arguments

rate The interest rate.

per The period for which you want the interest.

nper The total number of periods.

pv The present value.

fv An optional number that is the future value. The default value is 0.

type An optional switch. 0 specifies end-of-period payments, and 1 specifies beginning-of-period payments. The default value is 0.

Note

This function is equivalent to the Excel function IPMT.

Interest Rate(nper, pmt, pv, <fv>, <type>, <guess>)

Description

Returns the interest rate per period of an annuity.

Arguments

nper The total number of periods.

pmt The constant payment.

pv The present value.

fv An optional number that is the future value. The default value is 0.

type An optional switch. 0 specifies end-of-period payments, and 1 specifies beginning-of-period payments. The default value is 0.

guess An optional number that is what you think the rate will be. The default value is 0.1 (10%).

Note

This function is equivalent to the Excel function RATE.

Internal Rate of Return(values, <guess>)

Internal Rate of Return(guess, value1, value2, ...)

Description

Returns the internal rate of return for a series of cash flows in the *values* argument.

Arguments

values A one-dimensional matrix of values. If the second form of the function is used, list each value separately.

guess The number that you think is near the result. The default value is 0.1 (10%).

Note

This function is equivalent to the Excel function IRR.

Modified Internal Rate of Return(values, finance rate, reinvest rate)

Modified Internal Rate of Return(finance rate, reinvest rate, value1, value2, ...)

Description

Returns the modified internal rate of return for a series of periodic cash flows. The cost of investment and the interest received on reinvested cash is included.

Arguments

values A one-dimensional matrix of values. If the second form of the function is used, list each value separately.

finance rate The interest rate that you pay on the money in the cash flows.

reinvest rate The interest rate that you receive on the cash flows when you reinvest them.

Note

This function is equivalent to the Excel function MIRR.

Net Present Value(rate, values)

Net Present Value(rate, value1, value2, ...)

Description

Returns the net present value of an investment by using a discount rate and a series of future payments (negative values) and income (positive values).

Arguments

rate The discount rate.

values A one-dimensional matrix of values. If the second form of the function is used, list each value separately.

Note

This function is equivalent to the Excel function NPV.

Number of Periods(rate, pmt, pv, <fv>, <rate>)

Description

Returns the number of periods for an investment that is based on periodic, constant payments and a constant interest rate.

Arguments

rate The interest rate.

pmt The constant payment.

pv The present value.

fv An optional number that is the future value. The default value is 0.

type An optional switch. 0 specifies end-of-period payments, and 1 specifies beginning-of-period payments. The default value is 0.

Note

This function is equivalent to the Excel function NPER.

Payment(rate, nper, pv, <fv>, <type>)

Description

Returns the payment for a loan that is based on constant payments and a constant interest rate.

Arguments

rate The interest rate.

nper The total number of periods.

pv The present value.

fv An optional number that is the future value. The default value is 0.

type An optional switch. 0 specifies end-of-period payments, and 1 specifies beginning-of-period payments. The default value is 0.

Note

This function is equivalent to the Excel function PMT.

Present Value(rate, nper, pmt, <fv>, <type>)

Description

Returns the present value of an investment.

Arguments

rate The interest rate per period.

nper The total number of periods.

pmt The constant payment.

fv An optional number that is the future value. The default value is 0.

type An optional switch. 0 specifies end-of-period payments, and 1 specifies beginning-of-period payments. The default value is 0.

Note

This function is equivalent to the Excel function PV.

Principal Payment(rate, per, nper, pv, <fv>, <type>)**Description**

Returns the payment on the principal for a given period for an investment that is based on periodic, constant payments and a constant interest rate.

Arguments

rate The interest rate per period.

per The period for which you want the interest.

nper The total number of periods.

pv The present value.

fv An optional number that is the future value. The default value is 0.

type An optional switch. 0 specifies end-of-period payments, and 1 specifies beginning-of-period payments. The default value is 0.

Note

This function is equivalent to the Excel function PPMT.

Straight Line Depreciation(cost, salvage, life)**Description**

Returns the straight-line depreciation of an asset for one period.

Arguments

cost The initial cost of the asset.

salvage The value at the end of the depreciation.

life The number of periods in the depreciation cycle.

Note

This function is equivalent to the Excel function SLN.

Sum Of Years Digits Depreciation(cost, salvage, life, per)**Description**

Returns the sum-of-years' digits depreciation of an asset for a specified period.

Arguments

- cost** The initial cost of the asset.
- salvage** The value at the end of the depreciation.
- life** The number of periods in the depreciation cycle.
- per** The length of the period, in the same units as life.

Note

This function is equivalent to the Excel function SYD.

Graphic Functions

Add Color Theme({"name", <flags>, {color}, <{position}>)

Description

Creates a custom color theme that you can apply to components such as markers, data table rows, and treemaps. Add the color theme to the JMP Preferences by including **Add Color Theme(...)** inside **Preferences()**.

Returns

Null.

Arguments

- name** The name of the color theme.
- flags** An optional flag for the Continuous or Categorical color theme list and category of color.
 - Continuous, <Continuous>, Sequential
 - Continuous, <Continuous>, Diverging
 - Continuous, <Continuous>, Chromatic
 - Categorical, <Continuous>, Sequential
 - Categorical, <Continuous>, Diverging
 - Categorical, Qualitative
 - Categorical, <Continuous>, Chromatic

With the default JMP color themes, Sequential colors transition from left to right or right to left. Diverging colors are lighter in the middle. Chromatic colors consist of blocks or gradients of bright color. All categories except for Qualitative can be both continuous and categorical.

If you omit the flag, the color is shown in the Continuous, Sequential and Categorical, Sequential categories.

color Lists of RGB values. These values define the blocks in categorical color themes and the gradients in continuous color themes. Each list of RGB values corresponds to a slider in the preferences Color Themes window.

position An optional list of numbers between 0 and 1 with one position per color. Each position corresponds to a slider in the preferences Color Themes window. If you omit the position, the sliders are evenly spaced.

Examples

The following example creates a continuous color theme named Blue to Purple. The color is in the Diverging category. RGB values are defined in the four lists.

```
Add Color Theme(
  {"Blue to Purple", {"Continuous", "Diverging"}, {{0, 0, 255},
    {57, 108, 244}, "white", {128, 0, 100}}} );
```

Notes

Any style except for Qualitative can be Continuous and Categorical at the same time. For example, the Cool to Warm Diverging theme is in the Continuous and Categorical theme lists. In JMP, select **Preferences > Graphs** to see examples.

To delete a color theme, use `Remove Color Theme("name")`.

Arc(x1, y1, x2, y2, startangle, endangle)

Description

Inscribes an arc in the rectangle described by the arguments.

Returns

Null.

Arguments

x1, y1 The point at the top left of the rectangle

x2, y2 The point at the bottom right of the rectangle

startangle, endangle The starting and ending angle in degrees, where 0 degrees is 12 o'clock and the arc or slice is drawn clockwise from *startangle* to *endangle*.

Arrow(<pixellength>, {x1, y1}, {x2, y2})

Description

Draws an arrow from the first point to the second point. The optional first argument specifies the length of the arrow's head lines (in pixels).

Returns

Null.

Arguments

pixellength Optional: specifies the length of the arrowhead in pixels.

`{x1, y1}, {x2, y2}` Two lists of two numbers that each specify a point in the graph.

Notes

The two points can also be enclosed in square brackets: `Arrow(<pixelLength>, [x1, x2], [y1, y2])`.

Back Color("name")

Description

Sets the color used for filling the graph's background.

Returns

Null.

Argument

`name` A quoted color name or a color index (such as "red" or "3" for the color red).

Char To Path("path")

Description

Converts a path specification from a string to a matrix.

Returns

A matrix.

Arguments

`path` A string that contains the path specification.

Circle({x, y}, radius|PixelRadius(n), <...>, <"fill">)

Description

Draws a circle centered at {x, y} with the specified radius.

Returns

Null.

Arguments

`{x, y}` A number that describes a point in the graph

`radius` A number that describes the length of the circle's radius in relation to the vertical axis. If the vertical axis is resized, the circle is also resized.

`PixelRadius(n)` A number that describes the length of the circle's radius in pixels. If the vertical axis is resized, the circle is *not* resized.

`"fill"` Optional string. Indicates that all circles defined in the function are filled with the current fill color. If "fill" is omitted, the circle is empty.

Note

The center point and the radius can be placed in any order. You can also add additional center point and radius arguments and draw more than one circle in one statement. One point and several radii results in a bull's-eye. Adding another point still draws all previous circles, and then adds an additional circle with the last radius specified. This means that this code:

```
graphbox(circle({20, 30}, 5, {50, 50}, 15))
```

results in three circles, not two. First, a circle with radius 5 is drawn at 20, 30. Second, a circle with radius 5 is drawn at 50, 50. Third, a circle with radius 15 is drawn at 50, 50.

Color To HLS(*color*)**Description**

Converts the *color* argument (including any JMP color) to a list of HLS values.

Returns

A list of the hue, lightness, and saturation components of *color*. The values range between 0 and 1.

Argument

color a number from the JMP color index.

Example

The output from ColorToHLS() can either be assigned to a single list variable or to a list of three scalar variables:

```
hls = colortohls(8);
{h, l, s} = colortohls(8);
show(hls, h, l, s);
hls = {0.778005464480874, 0.509803921568627, 0.976};
h = 0.778005464480874;
l = 0.509803921568627;
s = 0.976;
```

Color To RGB(*color*)**Description**

Converts the *color* argument (including any JMP color) to a list of RGB values.

Returns

A list of the red, green, and blue components of *color*. The values range between 0 and 1.

Argument

color a number from the JMP color index.

Example

The output from ColorToRGB() can either be assigned to a single list variable or to a list of three scalar variables:

```
rgb = colortorgb(8);  
{r, g, b} = colortorgb(8);  
show(rgb, r, g, b);  
  rgb = {0.670588235294118, 0.0313725490196078, 0.988235294117647};  
  r = 0.670588235294118;  
  g = 0.0313725490196078;  
  b = 0.988235294117647;
```

Contour(xVector, yVector, zGridMatrix, zContour, <zColors>)

Description

Draws contours given a grid of values.

Returns

None.

Arguments

xVector The n values that describe **zGridMatrix**.

yVector The m values that describe **zGridMatrix**.

zGridMatrix An $n \times m$ matrix of values on some surface.

zContour Optional: Definition of values for the contour lines.

zColors Optional: Definition of colors to use for the contour lines.

Contour Function(**expr**, **xName**, **yName**, **z**, <<XGrid(min, max, incr)>, <<YGrid(min, max, incr)>, <<zColor(color)>, <<zLabeled>, <<Filled>, <<FillBetween>, <<Ternary>, <<Transparency(alpha|vector)>)

Description

Draws sets of contour lines of the expression, a function of the two symbols. The **z** argument can be a single value or an index or matrix of values.

Returns

None.

Arguments

expr Any expression. For example, Sine(y)+Cosine(x).

xName, **yName** Values to use in the expression.

z A **z**-value or a matrix of **z**-values.

Optional Arguments

<<XGrid, <<YGrid Defines a box, beyond which the contour lines are not drawn.

<<zColor Defines the color in which to draw the contour lines. The argument can be either a scalar or a matrix, but must evaluate to numeric.

<<zLabeled Labels the contours.

<<Filled Fills the contour levels using the current fill color.

<<FillBetween Fills only between adjacent contours using the current fill color. For nz contours specified, this option fills nz-1 regions for the intervals between the nz values. Using this option is recommended over using the <<Filled option.

<<Ternary Clips lines to be within the ternary coordinate system inside ternary plots.

<<Transparency sets the transparency level of the fill. A vector of numbers between 0 and 1 are sequenced through and cycled for the z contours. This option should be used only in conjunction with the <<FillBetween option.

Drag Line(xMatrix, yMatrix, <dragScript>, <mouseupScript>)**Description**

Draws line segments between draggable vertices at the coordinates given by the matrix arguments.

Returns

None.

Arguments

xMatrix A matrix of x-coordinates.

yMatrix A matrix of y-coordinates.

dragScript Any valid JSL script; it is run at drag.

mouseupScript Any valid JSL script; it is run at mouseup.

Drag Marker(xMatrix, yMatrix, <dragScript>, <mouseupScript>)**Description**

Draws draggable markers at the coordinates given by the matrix arguments.

Returns

None.

Arguments

xMatrix A matrix of x-coordinates.

yMatrix A matrix of y-coordinates.

dragScript Any valid JSL script; it is run at drag.

mouseupScript Any valid JSL script; it is run at mouseup.

Drag Polygon(xMatrix, yMatrix, <dragScript>, <mouseupScript>)**Description**

Draws a filled polygon with draggable vertices at the coordinates given by the matrix arguments.

Returns

None.

Arguments

xMatrix A matrix of *x*-coordinates.

yMatrix A matrix of *y*-coordinates.

dragScript Any valid JSL script; it is run at drag.

mouseupScript Any valid JSL script; it is run at mouseup.

Drag Rect(*xMatrix*, *yMatrix*, <*dragScript*>, <*mouseupScript*>)

Description

Draws a filled rectangle with draggable vertices at the first two coordinates given by the matrix arguments.

Returns

None.

Arguments

xMatrix A matrix of 2 *x*-coordinates.

yMatrix A matrix of 2 *y*-coordinates.

dragScript Any valid JSL script; it is run at drag.

mouseupScript Any valid JSL script; it is run at mouseup.

Note

xMatrix and *yMatrix* should each contain exactly two values. The resulting coordinate pairs should follow the rules for drawing a `rect()`; the first point (given by the first value in *xMatrix* and the first value in *yMatrix*) must describe the top, left point in the rectangle, and the second point (given by the second value in *xMatrix* and the second value in *yMatrix*) must describe the bottom, right point in the rectangle.

Drag Text(*xMatrix*, *yMatrix*, "text", <*dragScript*>, <*mouseupScript*>)

Description

Draws the text (or all the items if a list is specified) at the coordinates given by the matrix arguments.

Returns

None.

Arguments

xMatrix A matrix of *x*-coordinates.

yMatrix A matrix of *y*-coordinates.

text A quoted string to be drawn in the graph.

dragScript Any valid JSL script; it is run at drag.

mouseupScript Any valid JSL script; it is run at mouseup.

Fill Color(n)

Description

Sets the color used for filling solid areas.

Returns

None.

Argument

n Index for a color or a quoted color name.

Fill Pattern()

Description

Obsolete. Patterns have been removed. Use Transparency() instead.

Gradient Function(*zexpr*, *xname*, *yname*, [*zlow*, *zhigh*], *zcolor*([*colorlow*, *colorhigh*]), < <<XGrid(*min*, *max*, *incr*)>, < <<YGrid(*min*, *max*, *incr*)> < <<Transparency(*alpha*|*vector*)>

Description

Fills a set of rectangles on a grid according to a color determined by the expression value as it crosses a range corresponding to a range of colors.

Example

```
Gradient Function(Log(a * a + b * b),
a, b, [2 10],
Z Color([4, 6]));
```

Zexpr is a function in terms of the two following variables (*a* and *b*), whose values range from *zlow* to *zhigh* (2 to 10). *Zcolor* defines the two colors that are blended together (4 is green, 6 is orange).

H Line(<*x1*, *x2*>, *y*)

Description

Draws a horizontal line at *y* across the graph. If you specify start and end points on the *x*-axis (*x1* and *x2*), the line is drawn horizontally at *y* from *x1* to *x2*. You can also draw multiple lines by using a matrix of values in the *y* argument.

H Size()

Description

Returns the horizontal size of the graphics frame in pixels.

Handle(a, b, dragScript, mouseupScript)

Description

Places draggable marker at coordinates given by *a*, *b*. The first script is executed at drag and the second at mouseup.

Heat Color(n, <"color theme">)

Description

Returns the JMP color that corresponds to *n* in the color "*theme*".

Returns

An integer that is a JMP color.

Arguments

n A value between 0 and 1.

theme Any quoted color theme that is supported by Cell Plot. The default value is "Blue to Gray to Red".

HLS Color(h, l, s)

HLS Color({h, l, s})

Description

Converts hue, lightness, and saturation values into a JMP color number.

Returns

An integer that is a JMP color number.

Arguments

Hue, lightness, and saturation, or a list containing the three HLS values. All values should be between 0 and 1.

In Path(x, y, path)

Description

Determines if the point described by *x* and *y* falls in *path*.

Returns

True (1) if the point (x, y) is in the given path, False(0) otherwise.

Arguments

- x* and *y* The coordinates of a point.
- path* Either a matrix or a string describing a path.

In `Polygon(x, y, xx, yy)`

In `Polygon(x, y, xyPolygon)`

Description

Returns 1 or 0, indicating whether the point (*x*, *y*) is inside the polygon that is defined by the *xx* and *yy* vector arguments.

The vector arguments (*xx*, *yy*) can also be combined into a 2-column matrix (*xyPolygon*), allowing you to use three arguments instead of four. Also, *x* and *y* can be conformable vectors, and then a vector of 0s and 1s are returned based on whether each (*x*, *y*) pair is inside the polygon.

`Level Color(i, <n>, <"Color Theme">)`

Description

Assigns a JMP color to categorical data in a graphic.

Returns

An integer that is a JMP color.

Arguments

- i* An integer that is greater than or equal to 1 and less than or equal to the number of categories specified by *n*.
- n* The number of categories.
- "Color Theme" A color theme from the Value Color list of the Column Properties window. If not specified, the JMP Default color theme is applied.

Note

When the second argument is a character string and not *n*, then the second argument determines the color theme.

`Line({x1, y1}, {x2, y2}, ...)`

`Line([x1, x2, ...], [y1, y2, ...])`

Description

Draws a line between points.

Arguments

Can be any number of lists of two points, separated by commas; or a matrix of *x*'s and a matrix of *y*'s.

Line Style(n)

Description

Sets the line style used to draw the graph.

Argument

n Can be either a style name or the style's number:

- 0 or Solid
- 1 or Dotted
- 2 or Dashed
- 3 or DashDot
- 4 or DashDotDot

Marker(<markerState>, {x1, y1}, {x2, y2}, ...)

Marker(<markerState>, [x1, x2, ...], [y1, y2, ...])

Description

Draws one or more markers at the points described either by lists or matrices. The optional *markerState* argument sets the type of marker.

Marker Size(n)

Description

Sets the size used for markers.

Mousetrap(dragscript, mouseupscript)

Description

Captures click coordinates to update graph properties. The first script is executed at drag and the second at mouseup.

Normal Contour(prob, meanMatrix, stdMatrix, corrMatrix, <colorsMatrix>, <fill=x>)

Description

Draws normal probability contours for k populations and two variables.

Arguments

prob A scalar or matrix of probabilities.

meanMatrix A matrix of means of size k by 2.

stdMatrix A matrix of standard deviations of size k by 2.

corrMatrix A matrix of correlations of size k by 1.

colorsMatrix Optional. Specifies the color(s) for the *k* contour(s). The colors must be specified as JSL colors (either JSL color integer values or return values of JSL Color functions such as RGB Color or HLS Color).

fill=x Optional. Specifies the amount of transparency for the contour fill color.

Oval(*x1*, *y1*, *x2*, *y2*, <*fill*>)

Oval({*x1*, *y1*}, {*x2*, *y2*}, <*fill*>)

Description

Draws an oval inside the rectangle whose diagonal has the coordinates (*x1*, *y1*) and (*x2*, *y2*). *Fill* is Boolean. If *fill* is 0, the oval is empty. If *fill* is nonzero, the oval is filled with the current fill color. The default value for *fill* is 0.

Path(*path*, <*fill*>)

Description

Draws a stroke along the given path. If a fill is specified, the interior of the path is filled with the current fill color.

Argument

path Can be either an Nx3 matrix or a string that contains SVG syntax.

fill An optional, Boolean argument that specifies whether a line is drawn (0) or the path is filled (1). The default value is 0.

Note

A path matrix has three columns, for *x* and *y*, and a flag. The flag value for each point can be 0 for control, 1 for move, 2 for line segment, 3 for cubic Bézier segment, and any negative value to close the path.

Path To Char(*path*)

Description

Converts a path specification from a matrix to a string.

Returns

A string.

Argument

path An Nx3 path matrix.

Note

A path matrix has three columns, for *x* and *y*, and a flag. The flag value for each point can be 0 for control, 1 for move, 2 for line segment, 3 for cubic Bézier segment, and any negative value to close the path.

Pen Color(n)**Description**

Sets the color used for the pen.

Pen Size(n)**Description**

Sets the thickness of the pen in pixels.

Pie(x1, y1, x2, y2, startangle, endangle)**Description**

Draws a filled pie slice. The two points describe a rectangle, within which is a virtual oval. Only the slice described by the start and end angles is drawn.

Pixel Line To(x, y)**Description**

Draws a one-pixel-wide line from the current pixel location to the location given in pixel coordinates. Set the current pixel location using the **Pixel Origin** and **Pixel Move To** commands.

Pixel Move To(x, y)**Description**

Moves the current pixel location to a new location given in pixel coordinates.

Pixel Origin(x, y)**Description**

Sets the origin, in graph coordinates, for subsequent **Pixel Line To** or **Pixel Move To** commands.

Polygon({x1, y1}, {x2, y2}, ...)**Polygon(xmatrix, ymatrix)****Description**

Draws a filled polygon defined by the listed points.

Rect(*x1*, *y1*, *x2*, *y2*, <*fill*>)

Rect({*x1*, *y1*}, {*x2*, *y2*}, <*fill*>)

Description

Draws a rectangle whose diagonal has the coordinates (*x1*, *y1*) and (*x2*, *y2*). *Fill* is Boolean. If *fill* is 0, the rectangle is empty. If *fill* is nonzero, the rectangle is filled with the current fill color. The default value for *fill* is 0.

RGB Color(*r*, *g*, *b*)

RGB Color({*r*, *g*, *b*})

Description

Converts red, green, and blue values into a JMP color number.

Returns

An integer that is a JMP color number.

Arguments

Red, green, and blue, or a list containing the three RGB values. All values should be between 0 and 1.

Text(<*properties*>, ({*x*, *y*}|{*left*, *bottom*, *right*, *top*}), "*text*")

Description

Draws the quoted string *text* at the given point, either the x and y axes or the left, bottom, right, and top axes.

Properties can be any of several named arguments: *Center Justified*, *Right Justified*, *Erased*, *Boxed*, *Counterclockwise*, *Position*, and named arguments. The position, named arguments, and strings can be added in any order. The position and named arguments apply to all the strings.

Text Color(*n*)

Description

Sets the color for Text strings.

Text Size(*n*)

Description

Sets the font size in points for Text strings.

Transparency(*alpha*)

Description

Sets the transparency of the current drawing, with *alpha* between 0 and 1 where 0 is clear (no drawing) and 1 is completely opaque (the default).

Note

Not all operating systems support transparency.

V Line(*x*, <*y1*, *y2*>)

Description

Draws a vertical line at *x* across the graph. If you specify start and end points on the *y*-axis (*y1* and *y2*), the line is drawn vertically at *x* from *y1* to *y2*. You can also draw multiple lines by using a matrix of values in the *x* argument.

V Size()

Description

Returns the vertical size of the graphics frame in pixels

X Function(*expr*, *symbol*, <Min(*min*), Max(*max*), Fill(*value*), Inc(*bound*), Show Details(*n*)>)

Description

Draws a plot of the function as the *symbol* is varied over the *y*-axis of the graph.

X Origin()

Description

Returns the *x*-value for the left edge of the graphics frame

X Range()

Description

Returns the distance from the left to right edge of the display box. For example, X Origin() + X Range() is the right edge.

X Scale(*xmin*, *xmax*)

Description

Sets the range for the horizontal scale. The default value for *xmin* is 0, and the default value for *xmax* is 100.

Y Function(expr, symbol, <Min(min), Max(max), Fill(value), Inc(bound), Show Details(n)>)

Description

Draws a plot of the function as the symbol is varied over the x - axis of the graph.

Y Origin()

Description

Returns the y -value for the bottom edge of the graphics frame

Y Range()

Description

Returns the distance from the bottom to top edges of a display box. For example, `Y Origin() + Y Range()` is the top edge.

Y Scale(ymin, ymax)

Description

Sets the range for the vertical scale. If you do not specify a scale, it defaults to (0, 100).

MATLAB Integration Functions

JMP provides the following interfaces to access MATLAB. The basic execution model is to first initialize the MATLAB connection, perform the required MATLAB operations, and then terminate the MATLAB connection. In most cases, these functions return 0 if the MATLAB operation was successful or an error code if it was not. If the MATLAB operation is not successful, a message is written to the Log window. The single exception to this is `MATLAB Get()`, which returns a value.

See *Scripting Guide* for details on working with MATLAB.

MATLAB JSL Function Interfaces

MATLAB Connect(<named arguments>)

Description

Initializes the MATLAB integration interfaces and returns an active MATLAB integration interface connection as a scriptable object.

Returns

MATLAB scriptable object.

Named Arguments

Echo(Boolean) Sends the MATLAB source lines to the JMP log. The default value is true.

MATLAB Control(<named arguments>)

Description

Sends control operations to signal MATLAB with external events such as source line echoing.

Returns

None.

Arguments

None.

Named Arguments

Echo(Boolean) Global. Echo MATLAB source lines to the JMP log.

Visible(Boolean) Global. Determine whether to show or hide the active MATLAB workspace.

MATLAB Execute({ list of inputs }, { list of outputs }, mCode, <named arguments>)

Description

Submits the MATLAB code to the active global MATLAB connection given a list of inputs. Upon completion, retrieves a list of outputs.

Returns

0 if successful, otherwise nonzero.

Arguments

{ list of inputs } Positional, name list. List of JMP variable names to send to MATLAB as inputs.

{ list of outputs } Positional, name list. List of JMP variable names to retrieve from MATLAB as outputs.

mCode Positional, string. The MATLAB code to submit.

Named Arguments

Expand(Boolean) Perform an Eval Insert on the MATLAB code prior to submission.

Echo(Boolean) Echo MATLAB source lines to the JMP log. Default is true.

Example

The following example sends the JMP variables x and y to MATLAB, executes the MATLAB statement $z = x * y$, and then gets the MATLAB variable z and returns it to JMP.

```
x = [1 2 3];  
mc = MATLAB Send( x );
```

```
y = [4 5 6];  
mc = MATLAB Send( y );  
mc = MATLAB Execute( {x, y}, {z}, "z = x * y;" );
```

MATLAB Get(name)

Description

Gets named variable from MATLAB to JMP.

Returns

Value of named variable.

Arguments

name Positional. The name of a JMP variable to be sent to MATLAB.

Example

Suppose that a matrix named qbx and a structure named df are present in your MATLAB connection.

```
// Get the MATLAB variable qbx and placed it into a JMP variable qbx.  
qbx = MATLAB Get( qbx );
```

```
// Get the MATLAB variable df and placed it into a JMP data table referenced  
by df.  
df = MATLAB Get( df );
```

Table 2.1 shows what JMP data types can be exchanged with MATLAB using the MATLAB Get() function. Getting lists from MATLAB recursively examines each element of the list and sends each base MATLAB data type. Nested lists are supported.

Table 2.1 JMP and MATLAB Equivalent Data Types for MATLAB Get()

MATLAB Data Type	JMP Data Type
Double	Numeric
Logical	Numeric (0 1)
String	String
Integer	Numeric
Date/Time	Numeric
Structure	Data Table
Matrix	Numeric Matrix
Numeric Vector	Numeric Matrix

Table 2.1 JMP and MATLAB Equivalent Data Types for MATLAB Get() (Continued)

MATLAB Data Type	JMP Data Type
String Vector	List of Strings
Graph	Picture object

MATLAB Get Graphics(format)

Description

Get the last graphic object written to the MATLAB graph display window in a specific graphic format. The graphic object can be returned in several graphic formats.

Returns

JMP Picture object.

Argument

format Positional. The format the MATLAB graph display window contents are to be converted to. Valid formats are "png", "bmp", "jpeg", "jpg", "tiff", and "tif".

MATLAB Init(<named arguments>)

Description

Initializes the MATLAB integration interfaces.

Returns

Return code.

Named Arguments

Echo(Boo!ean) Sends MATLAB source lines to the JMP log. This option is global. The default value is true.

MATLAB Is Connected()

Description

Determines whether a MATLAB connection is active.

Returns

1 if connected, otherwise 0.

MATLAB JMP Name To MATLAB Name(name)

Description

Maps a JMP variable name to its corresponding MATLAB variable name using MATLAB variable name naming rules.

Returns

String, mapped MATLAB variable name.

Argument

name Positional. The name of a JMP variable to be sent to MATLAB.

MATLAB Send(name, <named arguments>)
Description

Sends the named variable from JMP to MATLAB.

Returns

0 if successful, otherwise nonzero.

Arguments

name Positional. The name of a JMP variable to be sent to MATLAB.

Named Arguments

The following optional arguments apply to data tables only:

Selected(Boolean) Send selected rows from the referenced data table to MATLAB.

Excluded(Boolean) Send only excluded rows from the referenced data table to MATLAB.

Labeled(Boolean) Send only labeled rows from the referenced data table to MATLAB.

Hidden(Boolean) Send only hidden rows from the referenced data table to MATLAB.

Colored(Boolean) Send only colored rows from the referenced data table to MATLAB.

Markered(Boolean) Send only marked rows from the referenced data table to MATLAB.

Row States(Boolean, <named arguments>) Send row states from referenced data table to MATLAB by adding an additional data column named "RowState". Create multiple selections by adding together individual settings. The row state consists of individual settings with the following values:

- Selected = 1
- Excluded = 2
- Labeled = 4
- Hidden = 8
- Colored = 16
- Markered = 32

The following optional, named Row States arguments are supported:

Colors(Boolean) Send row colors. Adds additional data column named "RowStateColor".

Markers(Boolean) Send row markers. Adds additional data column named "RowStateMarker".

Example

```
// Create a matrix, assign it to X, and send the matrix to MATLAB.
X = [1 2 3];
m1 = MATLAB Send( X );

// Open a data table, assign a reference to it to dt, and send the data table
// along with its current row states to MATLAB.
dt = Open( "$SAMPLE_DATA/Big Class.jmp" );
m1 = MATLAB Send( dt, Row States(1) );
```

Table 2.2 shows what JMP data types can be exchanged with MATLAB using the MATLAB Send() function. Sending lists to MATLAB recursively examines each element of the list and sends each base JMP data type. Nested lists are supported.

Table 2.2 JMP and MATLAB Equivalent Data Types for MATLAB Send()

MATLAB Data Type	JMP Data Type
Double	Numeric
String	String
Double Matrix	Matrix
Structure	Data Table

Example

```
MATLAB Init( );
X = 1;
MATLAB Send( X );
S = "Report Title";
MATLAB Send( S );
M = [1 2 3, 4 5 6, 7 8 9];
MATLAB Send( M );
MATLAB Submit( "
X
S
M
" );
MATLAB Term( );
```

MATLAB Submit File('pathname', <named arguments>)
Description

Submits statements to MATLAB using a file pointed to by pathname.

Returns

0 if successful, otherwise nonzero.

Arguments

Pathname Positional, string. Pathname to file containing MATLAB source lines to be executed.

Named Arguments

Expand(Boolean) Perform an Eval Insert on the MATLAB code prior to submission.

Echo(Boolean) Echo MATLAB source lines to the JMP log. Default is true.

MATLAB Submit(mCode, <named arguments>)
Description

Submits the MATLAB code to the active global MATLAB connection.

Returns

0 if successful, otherwise nonzero.

Arguments

mCode Positional, string. The MATLAB code to submit.

Named Arguments

Expand(Boolean) Perform an Eval Insert on the MATLAB code prior to submission.

Echo(Boolean) Echo MATLAB source lines to the JMP log. Default is true.

Example

The following example creates two vectors of random points and plots them as x and y variables.

```
mc = MATLAB Submit("[
  x = rand(5);
  fprintf('%f\n', x);
  y = rand(5);
  fprintf('%f\n', x);
  z = plot(x, y);
]\n");
```

MATLAB Term();
Description

Terminates the currently active MATLAB integration interface.

Returns

1 if an active MATLAB connection exists, otherwise returns 0.

Arguments

None.

MATLAB JSL Scriptable Object Interfaces

The MATLAB interfaces are also scriptable using a MATLAB connection object. Use the MATLAB Connect() JSL function to obtain a scriptable MATLAB connection object.

mlconn << Control(<named arguments>)

Controls the execution of MATLAB.

Returns

None.

Named Arguments

Echo(Boolean) Global. Echo MATLAB source lines to the JMP Log window.

Visible(Boolean) Global. Determine whether to show or hide the active MATLAB workspace.

mlconn << Disconnect()

Description

Disconnects this MATLAB integration interface connection.

mlconn << Execute({ list of inputs }, { list of outputs }, mCode, <named arguments>)

Submits MATLAB code to the active global MATLAB integration interface connection given a list of inputs and upon completion a list of outputs are retrieved.

Returns

0 if successful, otherwise nonzero.

Arguments

{ list of inputs } Positional, name list. List of JMP variable names to be sent to MATLAB as inputs.

{ list of outputs } Positional, name list. List of JMP variable names to be retrieved from MATLAB as outputs.

mCode Positional, string. The MATLAB code to submit.

Named Arguments

Expand(Boolean) Perform an Eval Insert on the MATLAB code prior to submission.

`Echo(Boolean)` Echo MATLAB source lines to the JMP Log window. Default is true.

`mlconn << Get Graphics(format)`

Gets the last graphic object written to the MATLAB graph display window. The graphic object can be returned in several graphic formats.

Returns

JMP Picture object.

Arguments

`format` Positional. The format the MATLAB graph display window contents are to be converted to. Valid formats are "png", "bmp", "jpeg", "jpg", "tiff", and "tif".

`mlconn << Get Version()`

Gets the current version of the installed MATLAB.

Returns

Matrix, returns a vector of length 3 containing the MATLAB version number.

Arguments

None.

`mlconn << Get(name)`

Description

Gets a named variable from MATLAB to JMP.

Returns

Value of named variable.

Arguments

`name` Positional. The name of a JMP variable to be retrieved from MATLAB.

`mlconn << Is Connected()`

Description

Determines whether connection is active.

Returns

1 if connected, otherwise 0.

Arguments

None.

m1conn << JMP Name To MATLAB Name(JMP name)

Maps a JMP variable name to its corresponding MATLAB variable name using MATLAB variable name naming rules.

Returns

String, a mapped MATLAB name.

Arguments

names Positional. The name of a JMP variable to be sent to MATLAB.

m1conn << Send(name, <named arguments>)

Description

Sends the named variable from JMP to MATLAB.

Returns

0 if successful, otherwise nonzero.

Arguments

name Positional. The name of a JMP variable to be sent to MATLAB.

Named Arguments

The following arguments are for data tables only:

Selected(Boolean) Send selected rows from the referenced data table to MATLAB.

Excluded(Boolean) Send only excluded rows from the referenced data table to MATLAB.

Labeled(Boolean) Send only labeled rows from the referenced data table to MATLAB.

Hidden(Boolean) Send only hidden rows from the referenced data table to MATLAB.

Colored(Boolean) Send only colored rows from the referenced data table to MATLAB.

Markered(Boolean) Send only marked rows from the referenced data table to MATLAB.

Row States (Boolean, <named arguments>) Send row states from referenced data table to MATLAB by adding an additional data column named "RowState". Create multiple selections by adding together individual settings. The row state consists of individual settings with the following values:

- Selected = 1
- Excluded = 2
- Labeled = 4
- Hidden = 8
- Colored = 16
- Markered = 32

The following optional, named Row States arguments are supported:

Colors(Boolean) Send row colors. Adds additional data column named "RowStateColor".

Markers(Boolean) Send row markers. Adds additional data column named "RowStateMarker".

mlconn << Submit(mCode, <named arguments>)

Submits MATLAB code to the active global MATLAB integration interface connection.

Returns

0 if successful, otherwise nonzero.

Arguments

mCode Positional, string. The MATLAB code to submit.

Named Arguments

Expand(Boolean) Perform an Eval Insert on the MATLAB code prior to submission.

Echo(Boolean) Echo MATLAB source lines to the JMP log. Default is true.

mlconn << Submit File(pathname)

Submits statements to MATLAB using a file pointed to by pathname.

Returns

0 if successful, otherwise nonzero.

Arguments

Pathname Positional, string. Pathname to file containing MATLAB source lines to be executed.

Matrix Functions

All(A, ...)

Returns

1 if all matrix arguments are nonzero; 0 otherwise.

Any(A, ...)

Returns

1 if one or more elements of one or more matrices are nonzero; 0 otherwise.

CDF(Y)

Description

Returns values of the empirical cumulative probability distribution function for Y , which can be a vector or a list. Cumulative probability is the proportion of data values less than or equal to the value of *QuantVec*.

Syntax

{QuantVec, CumProbVec} = CDF(YVec)

chol Update(L, V, C)

Description

If L is the Cholesky root of an $n \times n$ matrix A , then after calling `cholUpdate` L is replaced with the Cholesky root of $A + V * C * V'$ where C is an $m \times m$ symmetric matrix and V is an $n \times m$ matrix.

Cholesky(A)

Description

Finds the lower Cholesky root (L) of a positive semi-definitive matrix, $L * L' = A$.

Returns

L (the Cholesky root).

Arguments

A a symmetric matrix.

Correlation(matrix)

Description

Calculates the correlation matrix of the data in the *matrix* argument.

Returns

The correlation matrix for the specified matrix.

Argument

matrix A matrix that contains the data. If the data has m rows and n columns, the result is an m -by- m matrix.

Notes

Rows are discarded if they contain missing values.

This function uses multithreading if available, so it is recommended for large problems with many rows.

When a column is constant, the correlations for it are 0, and the diagonal element is also 0.

Covariance(matrix, <,"Pairwise">, <,"Shrink">
Description

Calculates the covariance matrix of the data in the *matrix* argument.

Returns

The covariance matrix for the specified matrix.

Argument

matrix A matrix that contains the data. If the data has *m* rows and *n* columns, the result is an m-by-n matrix.

"Pairwise" Performs pairwise covariances rather than row-wise covariances.

"Shrink" Performs the Schafer-Strimmer shrinkage estimate.

Notes

Rows are discarded if they contain missing values.

This function uses multithreading if available, so it is recommended for large problems with many rows.

Design(vector, < levelsList | <<levels >)
Description

Creates design columns for a *vector* of values.

Returns

A design matrix with a column of 1s and 0s for each unique value of the argument or a list that contains the design matrix and a list of levels.

Argument

vector a vector.

levelsList An optional argument that is a list or matrix specifying the levels in the returned matrix.

<<levels An optional argument that changes the return value to a list that contains the design matrix and a list of levels.

Note

Missing values in the *levelsList* argument are not ignored. For example:

```
Show(Design ( ., [. 0 1] ),
      Design ( 0, [. 0 1] ),
      Design ( 1, [. 0 1] ),
      Design ( [0 0 1 . 1], [. 0 1] ),
      Design ( {0, 0, 1, ., 1}, [. 0 1] ) );
      Design(., [. 0 1]) = [1 0 0];
      Design(0, [. 0 1]) = [0 1 0];
      Design(1, [. 0 1]) = [0 0 1];
      Design([0 0 1 . 1], [. 0 1]) =
```

```
[ 0 1 0,
  0 1 0,
  0 0 1,
  1 0 0,
  0 0 1];
Design({0, 0, 1, ., 1}, [. 0 1]) =
[ 0 1 0,
  0 1 0,
  0 0 1,
  1 0 0,
  0 0 1];
```

Design Nom(vector, < levelsList | <<levels >>)

DesignF(vector, < <<levels >>)

Description

A version of **Design** for making full-rank versions of design matrices for nominal effects.

Returns

A full-rank design matrix or a list that contains the design matrix and a list of levels.

Argument

vector A vector.

levelsList An optional argument that is a list or matrix specifying the levels in the returned matrix.

<<levels An optional argument that changes the return value to a list that contains the design matrix and a list of levels.

Note

Missing values in the *levelsList* argument are not ignored. For example:

```
Show( Design Nom( ., [. 0 1] ),
      Design Nom( 0, [. 0 1] ),
      Design Nom( 1, [. 0 1] ),
      Design Nom( [0 0 1 . 1], [. 0 1] ),
      Design Nom( {0, 0, 1, ., 1}, [. 0 1] ) );
Design Nom(., [. 0 1]) = [1 0];
Design Nom(0, [. 0 1]) = [0 1];
Design Nom(1, [. 0 1]) = [-1 -1];
Design Nom([0 0 1 . 1], [. 0 1]) = [0 1, 0 1, -1 -1, 1 0, -1 -1];
Design Nom({0, 0, 1, ., 1}, [. 0 1]) = [0 1, 0 1, -1 -1, 1 0, -1 -1];
```

Design Ord(vector, < levelsList | <<levels >>)

Description

A version of **Design** for making full-rank versions of design matrices for ordinal effects.

Returns

A full-rank design matrix or a list that contains the design matrix and a list of levels.

Argument

vector A vector.

levelsList An optional argument that is a list or matrix specifying the levels in the returned matrix.

<<levels An optional argument that changes the return value to a list that contains the design matrix and a list of levels.

Note

Missing values in the *levelsList* argument are not ignored. For example:

```
Show(Design Ord( ., [. 0 1] ),
      Design Ord( 0, [. 0 1] ),
      Design Ord( 1, [. 0 1] ),
      Design Ord( [0 0 1 . 1], [. 0 1] ),
      Design Ord( {0, 0, 1, ., 1}, [. 0 1] ) );
      Design Ord(., [. 0 1]) = [0 0];
      Design Ord(0, [. 0 1]) = [1 0];
      Design Ord(1, [. 0 1]) = [1 1];
      Design Ord([0 0 1 . 1], [. 0 1]) = [1 0, 1 0, 1 1, 0 0, 1 1];
      Design Ord({0, 0, 1, ., 1}, [. 0 1]) = [1 0, 1 0, 1 1, 0 0, 1 1];
```

DesignF()

See [“Design Nom\(vector, <levelsList | <<levels>\)”](#) on page 147.

Det(A)**Description**

Determinant of a square matrix.

Returns

The determinant.

Argument

A A square matrix.

Diag(A,)**Description**

Creates a diagonal matrix from a square matrix or a vector. If two matrices are provided, concatenates the matrices diagonally.

Returns

The matrix.

Argument

A a matrix or a vector.

Direct Product(A, B)

Description

Direct (Kronecker) product of square matrices or scalars $A[i,j]*B$.

Returns

The product.

Arguments

A, B Square matrices or scalars.

Distance(x1, x2, <scales>, <powers>)

Description

Produces a matrix of distances between rows of x1 and rows of x2.

Returns

A matrix.

Arguments

x1, x2 Two matrices.

scales Optional argument to customize the scaling of the matrix.

powers Optional argument to customize the powers of the matrix.

E Div(A, B)

A/B

Description

Element-by-element division of two matrices.

Returns

The resulting matrix.

Arguments

A, B Two matrices.

E Mult(A, B)

A*B

Description

Element-by-element multiplication of two matrices.

Returns

The resulting matrix.

Arguments

A, B Two matrices.

Eigen(A)

Description

Eigenvalue decomposition.

Returns

A list {M, E} such that $E * \text{Diag}(M) * E' = A'$.

Argument

A A symmetric matrix.

G Inverse(A)

Description

Generalized (Moore-Penrose) matrix inverse.

H Direct Product(A, B)

Description

Horizontal direct product of two square matrices of the same dimension or scalars.

Hough Line Transform(matrix, <NAngle(number)>, <NRadius(number)>)

Description

Takes a matrix of intensities and transforms it in a way that is useful for finding streaks in the matrix. Produces a matrix containing the Hough Line Transform with angles as columns and radiuses as rows.

Argument

matrix A matrix that can be derived from the intensities of an image, but is more likely from a semiconductor wafer that may have defects across in a streak due to planarization machines.

NAngle(number) Enter the number of the angle to obtain a different sized transform. The default is 180 degrees.

NRadius(number) Enter the number of the radius to obtain a different sized transform. The default is $\sqrt{N\text{Row} * n\text{Row} + n\text{Col} * n\text{Col}}$.

Identity(n)

Description

Creates an n -by- n identity matrix with ones on the diagonal and zeros elsewhere.

Returns

The matrix.

Argument

n An integer.

Index(*i*, *j*, <increment>)

i::*j*

Description

Creates a column matrix whose values range from *i* to *j*.

Returns

The matrix.

Arguments

i, *j* Integers that define the range: *i* is the beginning of the range, *j* is the end.

increment Optional argument to change the default increment, which is +1.

Inv()

See [“Inverse\(A\)”](#) on page 151.

Inv Update(*A*, *X*, 1|-1)

Description

Efficiently update an $X'X$ matrix.

Arguments

A The matrix to be updated.

X One or more rows to be added to or deleted from the matrix *A*.

1|-1 The third argument controls whether the row or rows defined in the second argument, *X*, are added to or deleted from the matrix *A*. 1 means to add the row or rows and -1 means to delete the row or rows.

Inverse(*A*)

Inv(*A*)

Description

Returns the matrix inverse. The matrix must be square non-singular.

Is Matrix(*x*)

Description

Returns 1 if the evaluated argument is a matrix, or 0 otherwise.

J(nrows, <ncols>, <value>)**Description**

Creates a matrix of identical values.

Returns

The matrix.

Arguments

nrows Number of rows in matrix. If **ncols** is not specified, **nrows** is also used as **ncols**.

ncols Number of columns in matrix.

value The value used to populate the matrix. If **value** is not specified, 1 is used.

KDTable(matrix)**Description**

Returns a table to efficiently look up near neighbors.

Returns

A KDTable object.

Argument

matrix A matrix of k-dimensional points. The number of dimensions or points is not limited. Each column in the matrix represents a dimension to the data, and each row represents a data point.

Messages

<<Distance between rows(row1, row2) Returns the distance between two the two specified rows in the KDTable. The distance applies to removed and inserted rows as well.

<<K nearest rows(stop, <position>) Returns a matrix. If *position* is not specified, returns the *n* nearest rows and distances to all rows. If *position* is specified, returns the *n* nearest rows and distances to either a point or a row. *Stop* is either *n* or *{n, limit}*. Position is a point that is described as a row vector for the coordinate of a row, or as the number of a row.

<<Remove rows(number | vector) Remove either the row specified by *number* or the rows specified by *vector*. Returns the number of rows that were removed. Rows that were already removed are ignored.

<<Insert rows(number | vector) Re-insert either the row specified by *number* or the rows specified by *vector*. Returns the number of rows that were inserted. Rows that were already inserted are ignored.

Note

When rows are removed or inserted, the row indices do not change. You can remove and re-insert only rows that are in the `KDTable` object. If you need different rows, construct a new `KDTable`.

Loc(A)

Loc(list, item)

Description

Creates a matrix of subscript positions where *A* is nonzero and nonmissing. For the two-argument function, `Loc` returns a matrix of positions where *item* is found within *list*.

Returns

The new matrix.

Argument

A a matrix

list a list

item the item to be found within the list

Loc Max(A)

Description

Returns the position of the minimum element in a matrix.

Returns

An integer that is the specified position.

Argument

A a matrix

Loc Min(A)

Description

Returns the position of the minimum element in a matrix.

Returns

An integer that is the specified position.

Argument

A a matrix

Loc NonMissing(matrix, ..., {list}, ...)

Description

Returns indices of nonmissing rows in matrices or lists. In lists, the function can also return indices of nonempty characters.

Returns

The new matrix or list.

Loc Sorted(A, B)

Description

Creates a matrix of subscript positions where the values of *A* have values less than or equal to the values in *B*. *A* must be a matrix sorted in ascending order.

Returns

The new matrix.

Argument

A, *B* matrices

Matrix({{x11, x12, ..., x1m}, {x21, x22, ..., x2m}, {...}, {xn1, xn2, ..., xnm}})

Description

Constructs an *n*-by-*m* matrix from a list of *n* lists of *m* row values or from the number of rows and columns.

Returns

The matrix.

Arguments

A list of lists in which each list forms a row with the specified values.

Example

```
mymatrix = matrix({{1, 2, 3}, {4, 5, 6}, {7, 8, 9}, {10, 11, 12}});
[ 1 2 3,
  4 5 6,
  7 8 9,
 10 11 12]
```

Equivalent Expression

```
[x11 x12 ... x1m,
 ...,
 xn1 xn2 ... xnm ]
```

Matrix Mult(A, B)

C=A*B, ...

Description

Matrix multiplication.

Arguments

Two or more matrices, which must be conformable (all matrices after the first one listed must have the same number of rows as the number of columns in the first matrix).

Note

Matrix Mult() allows only two arguments, while using the * operator enables you to multiply several matrices.

Mode(list or matrix)

Description

Selects the most frequent item from a numeric or character list or a numeric matrix. In the event of a tie, the lower value is selected.

Note: A combination of numeric and character values is not supported in a list. All values must be either numeric or character.

Arguments

Specify either a list or a matrix.

Multivariate Normal Impute(yVec, meanYvec, symCovMat)

Description

Imputes missing values in yVec based on the mean and covariance.

Arguments

yVec The vector of responses.

meanYvec The vector of response means.

symCovMat A symmetric matrix containing the response covariances. If the covariance matrix is not specified, then JMP imputes with means.

NChooseK Matrix(n, k)

Description

Returns a matrix of n things taken k at a time (n select k).

N Col(x)

N Cols(x)

Description

Returns the number of columns in either a data table or a matrix.

Argument

x Can be a data table or a matrix.

Ortho(A, <Centered(0)>, <Scaled(1)>)

Description

Orthonormalizes the columns of matrix *A* using the Gram Schmidt method. **Centered(0)** makes the columns to sum to zero. **Scaled(1)** makes them unit length.

Ortho Poly(vector, order)

Description

Returns orthogonal polynomials for a *vector* of indices representing spacings up to the *order* given.

Print Matrix(M, <named arguments>)

Description

Returns a string that contains a well-formatted matrix. You can use the function, for example, to print the matrix to the log.

Argument

M A matrix.

Named Arguments

Note that the following named arguments are all optional.

<<ignore locale(Boolean) Set to false (0) to use the decimal separator for your locale. Set to true (1) to always use a period (.) as a separator. The default value is false (0).

<<decimal digits(n) An integer that specifies the number of digits after the decimal separator to print.

<<style("style name") Use one of three available styles: Parseable is a reformatted JSL matrix expression. Latex is formatted for LaTeX. If you specify Other, you must define the following three arguments.

<<separate("character") Define the separator for concatenated entries.

<<line begin("character") Define the beginning line character.

<<line end("character") Define the ending line character.

QR(A)

Description

Returns the QR decomposition of *A*. Typical usage is $\{Q, R\} = \text{QR}(A)$.

Rank_Index(vector)

Rank(vector)

Description

Returns a vector of indices that, used as a subscript to the original *vector*, sorts the vector by rank. Excludes missing values. Lists of numbers or strings are supported in addition to matrices.

Ranking(vector)

Description

Returns a vector of ranks of the values of *vector*, low to high as 1 to *n*, ties arbitrary. Lists of numbers or strings are supported in addition to matrices.

Ranking_Tie(vector)

Description

Returns a vector of ranks of the values of *vector*, but ranks for ties are averaged. Lists of numbers or strings are supported in addition to matrices.

Shape(A, nrow, <ncol>)

Description

Reshapes the matrix *A* across rows to the specified dimensions. Each value from the matrix *A* is placed row-by-row into the re-shaped matrix.

Returns

The reshaped matrix.

Arguments

A a matrix

nrow the number of rows that the new matrix should have.

ncol optional. The number of columns the new matrix should have.

Notes

If *ncol* is not specified, the number of columns is whatever is necessary to fit all of the original values of the matrix into the reshaped matrix.

If the new matrix is smaller than the original matrix, the extra values are discarded.

If the new matrix is larger than the original matrix, the values are repeated to fill the new matrix.

Examples

```
a = matrix({ {1, 2, 3}, {4, 5, 6}, {7, 8, 9} });
```

```
[ 1 2 3,
  4 5 6,
  7 8 9]
```

```
shape(a, 2);
```

```
[ 1 2 3 4 5,
  6 7 8 9 1]
```

```
shape(a, 2, 2);
```

```
[ 1 2,
  3 4]
```

```
shape(a, 4, 4);
```

```
[ 1 2 3 4,
  5 6 7 8,
  9 1 2 3,
  4 5 6 7]
```

Solve(A, b)

Description

Solves a linear system. In other words, $x = \text{inverse}(A) * b$.

Sort Ascending(source)

Description

Returns a copy of a list or matrix *source* with the items in ascending order.

Sort Descending(source)

Description

Returns a copy of a list or matrix *source* with the items in descending order.

Spline Coef(x, y, lambda)

Description

Returns a five column matrix of the form $\text{knots} \mid |a| \mid |b| \mid |c| \mid |d|$ where *knots* is the unique values in *x*.

Spline Eval(x, coef)

Description

Evaluates the spline predictions using the *coef* matrix, where *coef* is in the same form as Spline Coef().

Spline Smooth(x, y, lambda)

Description

Returns the smoothed predicted values from a spline fit.

SVD(A)

Description

Singular value decomposition.

Sweep(A, <indices>)

Description

Sweeps, or inverts a matrix a partition at a time.

Trace(A)

Description

The trace, or the sum of the diagonal elements of a square matrix.

Transpose(A)

Description

Transposes the rows and columns of the matrix *A*.

Returns

The transposed matrix.

Arguments

A A matrix.

Equivalent Expression

A^t

V Concat(A, B, ...)

Description

Vertical concatenation of two or more matrices.

Returns

The new matrix.

Arguments

Two or more matrices.

V Concat To(A, B, ...)

Description

Vertical concatenation in place. This is an assignment operator.

Returns

The new matrix.

Arguments

Two or more matrices.

V Max(matrix)

Description

Returns a row vector containing the maximum of each column of *matrix*.

V Mean(matrix)

Description

Returns a row vector containing the mean of each column of *matrix*.

V Min(matrix)

Description

Returns a row vector containing the minimum of each column of *matrix*.

V Standardize(matrix)

Description

Returns a matrix column-standardized to mean = 0 and standard deviation = 1.

V Std(matrix)

Description

Returns a row vector containing the standard deviations of each column of *matrix*.

V Sum(matrix)

Description

Returns a row vector containing the sum of each column of *matrix*.

Vec Diag(A)

Description

Creates a vector from the diagonals of a square matrix A .

Returns

The new matrix.

Arguments

A square matrix.

Note

Using a matrix that is not square results in an error.

Vec Quadratic(symmetric matrix, rectangular matrix)

Description

Constructs an n -by- m matrix. Used in calculation of hat values.

Returns

The new matrix.

Arguments

Two matrices. The first must be symmetric.

Equivalent Expression

`Vec Diag(X*Sym*X')`

Numeric Functions

Abs(n)

Description

Calculates the absolute value of n .

Returns

Returns a positive number of the same magnitude as the value of n .

Argument

n Any number.

Ceiling(n)

Description

If n is not an integer, rounds n to the next highest integer.

Returns

Returns the smallest integer greater than or equal to n .

Argument

n Any number.

Derivative(expr, {name, ...}, ...)**Description**

Calculates the derivative of the *expr* with respect to *name*.

Returns

Returns the derivative.

Arguments

expr Any expression. Indirect arguments (for example, `Name Expr, Expr, Eval`) are supported.

name Can be a single variable or a list of variables.

Note

Adding an additional variable (`derivative(expr, name, name2)`) takes the second derivative.

Floor(n)**Description**

If *n* is not an integer, rounds *n* to the next lowest integer.

Returns

Returns the largest integer less than or equal to *n*.

Argument

n Any number.

Examples

`Floor(2.7)`

`2`

`Floor(-.5)`

`-1`

Invert Expr(expr, name)**Description**

Attempts to unfold *expr* around *name*.

Mod()

See [“Modulo\(number, divisor\)”](#) on page 163

Modulo(number, divisor)**Mod(number, divisor)****Description**

Returns the remainder when *number* is divided by *divisor*.

Examples

Modulo(6,5)
1

Normal Integrate(muVector, sigmaMatrix, expr, x, nStrata, nSim)**Description**

Returns the result of radial-spherical integration for smooth functions of multivariate, normally distributed variables.

Arguments

muVector A vector.

sigmaMatrix A matrix.

expr An expression in terms of the variable *x*.

x The variable used in the expression *expr*.

nStrata Number of strata.

nSim Number of simulations.

Num Deriv(expr)**Description**

Returns the first numeric derivative of the *expr* with respect to the first argument in the expression.

Num Deriv2(expr)**Description**

Returns the second numeric derivative of the *expr* with respect to the first argument in the expression.

Round(n, places)**Description**

Rounds *n* to number of decimal *places* given.

Simplify Expr(expr(expression))

Simplify Expr(nameExpr(global))

Description

Algebraically simplifies an expression

Optimization Functions

Desirability(yVector, desireVector, y)

Description

Fits a function to go through the three points, suitable for defining the desirability of a set of response variables (*y*'s). *yVector* and *desireVector* are matrices with three values, corresponding to the three points defining the desirability function. The actual function depends on whether the desire values are in the shape of a larger-is-better, smaller-is-better, target, or antitarget.

Returns

The desirability function.

Arguments

yVector Three input values.

desireVector the corresponding three desirability values.

y the value of which to calculate the desirability.

LPsolve(A, b, c, L, U, neq, nle, nge, <slackVars(Boolean)>)

Description

Returns a list containing the decision variables (and slack variables if applicable) in the first list item and the optimal objective function value (if one exists) in the second list item.

Arguments

A A matrix of constraint coefficients.

b A matrix that is a column of right hand side values of the constraints.

c A vector of cost coefficients of the objective function.

L, *U* Matrices of lower and upper bounds for the variables.

neq The number of equality constraints.

nle The number of less than or equal inequalities.

nge The number of greater than or equal inequalities.

slackVars(Boolean) Optional. Determines whether the slack variables are returned in addition to the decision variables. The default value is 0.

Note

The constraints must be listed as equalities first, less than or equal inequalities next, and greater than or equal inequalities last.

Maximize(*expr*, {*x*1, *x*2, ...}, *messages*)

Description

Finds the values for the listed *x*'s that maximize the *expr*.

Messages

<<Max Iter(*int*) An integer that specifies the maximum number of iterations to be performed.

<<Tolerance(*p*) *p* is a number between 0 and 1.

<<Limits(*arguments*) The arguments specify ranges for each *x* (for example, *x*1<3)

Minimize(*expr*, {*x*1, *x*2, ...}, *messages*)

Description

Finds the values for the listed *x*'s that minimize the *expr*.

Messages

<<Max Iter(*int*) An integer that specifies the maximum number of iterations to be performed.

<<Tolerance(*p*) *p* is a number between 0 and 1.

<<Limits(*arguments*) The arguments specify ranges for each *x* (for example, *x*1<3)

Probability Functions

Beta Density(*x*, *alpha*, *beta*, <*theta*>, <*sigma*>)

Description

Calculates the beta probability density function (pdf).

Returns

The density function at quantile *x* for the beta distribution for the given arguments.

Arguments

x A quantile between *theta* and *theta* + *sigma*. *theta*'s default value is 0. *sigma*'s default value is 1.

alpha, *beta* Shape parameters that must both be greater than 0.

theta optional threshold. The allowable range is $-\infty < \theta < \infty$. The default is 0.

sigma optional scale parameter, which must be greater than 0. The default is 1.

See Also

The section on probability functions in the *Using JMP* book.

Beta Distribution(x, alpha, beta, <theta>, <sigma>)**Description**

Calculates the cumulative distribution function for the beta distribution.

Returns

Returns the cumulative distribution function at quantile *x* for the beta distribution with shape arguments *alpha* and *beta*.

Arguments

x A quantile between *theta* and *theta* + *sigma*.

alpha, *beta* Shape parameters that must both be greater than 0.

theta optional threshold. The allowable range is $-\infty < \theta < \infty$. The default is 0.

sigma optional scale parameter, which must be greater than 0. The default is 1.

See Also

The section on probability functions in the *Using JMP* book.

Beta Quantile(p, alpha, beta, <theta>, <sigma>)**Description**

Calculates the requested quantile for the beta distribution.

Returns

Returns the *p*th quantile from the beta distribution with shape arguments *alpha* and *beta*.

Arguments

p The probability of the quantile desired; *p* must be between 0 and 1.

alpha, *beta* Shape parameters that must both be greater than 0.

theta optional threshold. The allowable range is $-\infty < \theta < \infty$. The default is 0.

sigma optional scale parameter, which must be greater than 0. The default is 1.

See Also

The section on probability functions in the *Using JMP*.

Cauchy Density(q, <center>, <scale>)**Description**

Returns the density at *q* of a Cauchy distribution with center *mu* and scale *sigma*.

Cauchy Distribution(*q*, <center>, <scale>)

Description

Returns the probability that a Cauchy distributed random variable is less than *q*.

Cauchy Quantile(*p*, <center>, <scale>)

Description

Returns the quantile from a Cauchy distribution, the value for which the probability is *p* that a random value would be lower.

ChiSquare Density(*q*, *df*, <center>)

Description

The chi-square density at *q* of the chi-square with *df* degrees of freedom and optional non-centrality parameter *center*.

Returns

The chi-square density.

Arguments

q quantile

df degrees of freedom.

center non-centrality parameter

ChiSquare Distribution(*q*, *df*, <center>)

Description

Returns cumulative distribution function at quantile *x* for chi-square with *df* degrees of freedom centered at *center*.

ChiSquare Log CDistribution(*x*, *df*, <nc>)

Description

Returns 1 - log (value) of the distribution function at quantile *x* for the chi-square distribution.

ChiSquare Log Density(*x*, *df*, <nc>)

Description

Returns the log of the value of the density function at quantile *x* for the chi-square distribution

ChiSquare Log Distribution(x, df, <nc>)**Description**

Returns the log of the value of the distribution function at quantile x for the chi-square distribution.

ChiSquare Noncentrality(x, df, prob)**Description**

Solves the noncentrality such that $\text{prob} = \text{ChiSquare Distribution}(x, df, nc)$

ChiSquare Quantile(q, df, <center>)**Description**

Returns the p th quantile from the chi-square distribution with df degrees of freedom, centered at center .

Dunnett P Value(q, nTrt, dfe, lambdaVec)**Description**

Returns the p -value from Dunnett's multiple comparisons test.

Returns

A number that is the p -value.

Arguments

q A number that is the test statistic.

$nTrt$ The number of treatments being compared to the control treatment.

dfe The error degrees of freedom.

λVec A vector of parameters. If λVec is missing ($.$), the parameters are set to $1/\text{Sqrt}(2)$.

Dunnett Quantile(1-alpha, nTrt, dfe, lambdaVec)**Description**

Returns quantile needed in from Dunnett's multiple comparisons test.

Returns

A number that is the quantile.

Arguments

$1-\alpha$ A number that is the confidence level.

$nTrt$ The number of treatments being compared to the control treatment.

dfe The error degrees of freedom.

lambdaVec A vector of parameters. If **lambdaVec** is missing (**.**), the parameters are set to $1/\text{Sqrt}(2)$.

F Density(x, dfnum, dfden, <center>)

Description

Returns the F density at *x* for the F distribution with numerator and denominator degrees of freedom *dfnum* and *dfden*, with optional noncentrality parameter *center*.

F Distribution(x, dfnum, dfden, <center>)

Description

Returns cumulative distribution function at quantile *x* for F distribution with numerator and denominator degrees of freedom *dfnum* and *dfden* and noncentrality parameter *center*.

F Log CDistribution(x, dfn, dfd, <nc>)

Description

Returns 1 - log (value) of the normal distribution function at quantile *x* for the F distribution.

F Log Density(x, dfn, dfd, <nc>)

Description

Returns the log of the value of the density function at quantile *x* for the F distribution.

F Log Distribution(x, dfn, dfd, <nc>)

Description

Returns the log of the value of the distribution function at quantile *x* for the F distribution.

F Noncentrality(x, ndf, ddf, prob)

Description

Solves the noncentrality such that $\text{prob} = \text{F Distribution}(x, \text{ndf}, \text{ddf}, \text{nc})$

F Power(alpha, dfh, dfm, d, n)

Description

Calculates the power from a given situation involving an *F* test or a *t* test.

F Quantile(*x*, *dfnum*, *dfden*, <*center*>)**Description**

Returns the *p*th quantile from the F distribution with numerator and denominator degrees of freedom *dfnum* and *dfden* and noncentrality parameter *center*.

F Sample Size(*alpha*, *dfh*, *dfm*, *d*, *power*)**Description**

Calculates the sample size from a given situation involving an *F* test or a *t* test.

Frechet Density(*x*, *mu*, *sigma*)**Description**

Returns the density at *x* of a Frechet distribution with location *mu* and scale *sigma*.

Arguments

x A number.
mu A location.
sigma The scale.

Frechet Distribution(*x*, *mu*, *sigma*)**Description**

Returns the probability that the Fréchet distribution with location *mu* and scale *sigma* is less than *x*.

Arguments

x A number.
mu A location.
sigma The scale.

Frechet Quantile(*p*, *mu*, *sigma*)**Description**

Returns the quantile associated with a cumulative probability *p* for a Fréchet distribution with location *mu* and scale *sigma*.

Arguments

p The probability of the quantile desired; *p* must be between 0 and 1.
mu A location.
sigma The scale.

Gamma Density(*q*, *alpha*, <scale>, <threshold>)

Description

Calculates the density at *q* of a Gamma probability distribution.

Returns

The density function at quantile *q* for the gamma density distribution for the given arguments.

Arguments

q A quantile.

alpha Shape parameters that must be greater than 1.

scale Optional scale, which must be greater than 0. The default is 1.

threshold Optional threshold parameter. The allowable range is $-\infty < \theta < \infty$. The default is 0.

See Also

The section on probability functions in the *Using JMP*.

Gamma Distribution(*x*, <shape, scale, threshold>)

IGamma(*x*, <shape, scale, threshold>)

Description

Returns cumulative distribution function at quantile *x* for the gamma distribution with *shape*, *scale*, and *threshold* given.

Gamma Log CDistribution(*x*, *alpha*, <scale = 1>, <threshold = 0>)

Description

Same as Log (1 - Gamma Distribution(*x*, *alpha*)) except that it has a much greater range.

Gamma Log Density(*x*, *alpha*, <scale = 1>, <threshold = 0>)

Description

Same as Log(Gamma Density(*x*, *alpha*)) except that it has a much greater range.

Gamma Log Distribution(*x*, *alpha*, <scale = 1>, <threshold = 0>)

Description

Same as Log(Gamma Distribution(*x*, *alpha*)) except that it has a much greater range.

Gamma Quantile(p, <shape, scale, threshold>)

Description

Returns the p th quantile from the gamma distribution with the *shape*, *scale*, and *threshold* parameters given.

GLog Density(q, mu, sigma, lambda)

Description

Returns the density at q of a generalized logarithmic distribution with location *mu*, scale *sigma*, and shape *lambda*.

GLog Distribution(q, mu, sigma, lambda)

Description

Returns the probability that a generalized logarithmically distribution random variable is less than q .

GLog Quantile(p, mu, sigma, lambda)

Description

Returns the quantile for whose value the probability is p that a random value would be lower.

IGamma()

See “[Gamma Distribution\(x, <shape, scale, threshold>\)](#)” on page 171.

Johnson Sb Density(q, gamma, delta, theta, sigma)

Description

Returns the density at q of a Johnson Sb distribution.

Arguments

- q* A value that is in the interval *theta* to *theta* + *sigma*.
- gamma* Shape parameter that can be any value.
- delta* Shape parameter that must be greater than 0.
- theta* Location parameter that can be any value.
- sigma* Scale parameter that must be greater than 0.

Johnson Sb Distribution(q, gamma, delta, theta, sigma)

Description

Returns the probability that a Johnson Sb-distributed random variable is less than q .

Arguments

- q* A value that is in the interval *theta* to *theta + sigma*.
- gamma* Shape parameter that can be any value.
- delta* Shape parameter that must be greater than 0.
- theta* Location parameter that can be any value.
- sigma* Scale parameter that must be greater than 0.

Johnson Sb Quantile(*p*, *gamma*, *delta*, *theta*, *sigma*)

Description

Returns the quantile whose value for which the probability is *p* that a random value would be lower.

Arguments

- p* The probability of the quantile desired; *p* must be between 0 and 1.
- gamma* Shape parameter that can be any value.
- delta* Shape parameter that must be greater than 0.
- theta* Location parameter that can be any value.
- sigma* Scale parameter that must be greater than 0.

Johnson Sl Density(*q*, *gamma*, *delta*, *theta*, *sigma*)

Description

Returns the density at *q* of a Johnson Sl distribution.

Arguments

- q* A value that is in the interval *theta* to +infinity.
- gamma* Shape parameter that can be any value.
- delta* Shape parameter that must be greater than 0.
- theta* Location parameter that can be any value.
- sigma* Parameter that defines if the distribution is skewed positively or negatively. *Sigma* must be equal to either +1 (skewed positively) or -1 (skewed negatively).

Johnson Sl Distribution(*q*, *gamma*, *delta*, *theta*, *sigma*)

Description

Returns the probability that a Johnson Sl-distributed random variable is less than *q*.

Arguments

- q* A value that is in the interval *theta* to +infinity.
- gamma* Shape parameter that can be any value.

delta Shape parameter that must be greater than 0.

theta Location parameter that can be any value.

sigma Parameter that defines if the distribution is skewed positively or negatively. **Sigma** must be equal to either +1 (skewed positively) or -1 (skewed negatively).

Johnson S1 Quantile(*p*, *gamma*, *delta*, *theta*, *sigma*)

Description

Returns the quantile whose value for which the probability is *p* that a random value would be lower.

Arguments

p The probability of the quantile desired; *p* must be between 0 and 1.

gamma Shape parameter that can be any value.

delta Shape parameter that must be greater than 0.

theta Location parameter that can be any value.

sigma Parameter that defines if the distribution is skewed positively or negatively. **Sigma** must be equal to either +1 (skewed positively) or -1 (skewed negatively).

Johnson Su Density(*q*, *gamma*, *delta*, *theta*, *sigma*)

Description

Returns the density at *q* of a Johnson Su distribution.

Arguments

q A value that is between -infinity and +infinity.

gamma Shape parameter that can be any value.

delta Shape parameter that must be greater than 0.

theta Location parameter that can be any value.

sigma Scale parameter that must be greater than 0.

Johnson Su Distribution(*q*, *gamma*, *delta*, *theta*, *sigma*)

Description

Returns the probability that a Johnson Su-distributed random variable is less than *q*.

Arguments

q A value that is between -infinity and +infinity.

gamma Shape parameter that can be any value.

delta Shape parameter that must be greater than 0.

theta Location parameter that can be any value.

sigma Scale parameter that must be greater than 0.

Johnson Su Quantile(*p*, *gamma*, *delta*, *theta*, *sigma*)

Description

Returns the quantile whose value for which the probability is *p* that a random value would be lower.

Arguments

p The probability of the quantile desired; *p* must be between 0 and 1.

gamma Shape parameter that can be any value.

delta Shape parameter that must be greater than 0.

theta Location parameter that can be any value.

sigma Scale parameter that must be greater than 0.

LEV Density(*x*, *mu*, *sigma*)

Description

Returns the density at *x* of the largest extreme value distribution with location *mu* and scale *sigma*.

LEV Distribution(*x*, *mu*, *sigma*)

Description

Returns the probability that the largest extreme value distribution with location *mu* and scale *sigma* is less than *x*.

LEV Quantile(*p*, *mu*, *sigma*)

Description

Returns the quantile associated with a cumulative probability *p* of the largest extreme value distribution with location *mu* and scale *sigma*.

Logistic Density(*x*, *mu*, *sigma*)

Description

Returns the density at *x* of a logistic distribution with location *mu* and scale *sigma*.

Logistic Distribution(*x*, *mu*, *sigma*)

Description

Returns the probability that the logistic distribution with location *mu* and scale *sigma* is less than *x*.

Logistic Quantile(x, mu, sigma)**Description**

Returns the quantile associated with a cumulative probability p of the logistic distribution with location μ and scale σ .

Loglogistic Density(x, mu, sigma)**Description**

Returns the density at x of a loglogistic distribution with location μ and scale σ .

Loglogistic Distribution(x, mu, sigma)**Description**

Returns the probability that the loglogistic distribution with location μ and scale σ is less than x .

Loglogistic Quantile(x, mu, sigma)**Description**

Returns the quantile associated with a cumulative probability p of the loglogistic distribution with location μ and scale σ .

Lognormal Density(x, mu, sigma)**Description**

Returns the density at x of a lognormal distribution with location μ and scale σ .

Lognormal Distribution(x, mu, sigma)**Description**

Returns the probability at x of a lognormal distribution with location μ and scale σ .

Lognormal Quantile(x, mu, sigma)**Description**

Returns the quantile at p of a lognormal distribution with location μ and scale σ .

Normal Biv Distribution(x, y, r, <mu1>, <s1>, <mu2>, <s2>)**Description**

Computes the probability that an observation (X, Y) is less than or equal to (x, y) with correlation coefficient r where X is individually normally distributed with mean $\mu1$ and standard deviation $s1$ and Y is individually normally distributed with mean $\mu2$ and

standard deviation *s2*. If *mu1*, *s1*, *mu2*, and *s2* are not given, the function assumes the standard normal bivariate distribution with *mu1*=0, *s1*=1, *mu2*=0, and *s2*=1.

Normal Density(*x*, <mean>, <stddev>)

Description

Returns the value of the density function at quantile *x* for the normal distribution with *mean* and *stddev*. The default *mean* is 0; the default *stddev* is 1.

Normal Distribution(*x*, <mean>, <stddev>)

Description

Returns the cumulative distribution function at quantile *x* for the normal distribution with *mean* and *stddev*. The default *mean* is 0. the default *stddev* is 1.

Normal Log CDistribution(*x*)

Description

Returns 1 - log (value) of the distribution function at quantile *x* for the normal distribution.

Normal Log Density(*x*)

Description

Returns the log of the value of the density function at quantile *x* for the normal distribution.

Normal Log Distribution(*x*)

Description

Returns the log of the value of the distribution function at quantile *x* for the normal distribution.

Normal Mixture Density(*q*, mean, stdev, probability)

Description

Returns the density at *q* of a normal mixture distribution with group means *mean*, group standard deviations *stdev*, and group probabilities *probability*. The *mean*, *stdev*, and *probability* arguments are all vectors of the same size.

Normal Mixture Distribution(*q*, mean, stdev, probability)

Description

Returns the probability that a normal mixture distributed variable with group means *mean*, group standard deviations *stdev*, and group probabilities *probability* is less than *q*. The *mean*, *stdev*, and *probability* arguments are all vectors of the same size.

Normal Mixture Quantile(p, mean, stdev, probability)**Description**

Returns the quantile, the values for which the probability is p that a random value would be lower. The *mean*, *stdev*, and *probability* arguments are all vectors of the same size.

Normal Quantile(p, <mean>, <stddev>)**Probit(p, <mean>, <stddev>)****Description**

Returns the p th quantile from the normal distribution with *mean* and *stddev*. The default *mean* is 0. the default *stddev* is 1.

Probit()

See “[Normal Quantile\(p, <mean>, <stddev>\)](#)” on page 178.

SEV Density(x, mu, sigma)**Description**

Returns the density at x of the smallest extreme distribution with location *mu* and scale *sigma*.

SEV Distribution(x, mu, sigma)**Description**

Returns the probability that the smallest extreme distribution with location *mu* and scale *sigma* is less than x .

SEV Quantile(p, mu, sigma)**Description**

Returns the quantile at p of the smallest extreme distribution with location *mu* and scale *sigma*.

Students t Density()

See “[t Density\(q, df\)](#)” on page 179.

Students t Distribution()

See “[t Distribution\(q, df, <nonCentrality>\)](#)” on page 179.

Students t Quantile()

See “[t Quantile\(p, df, <nonCentrality>\)](#)” on page 180.

t Density(q, df)

Students t Density(q, df)

Description

Returns the value of the density function at quantile x for the Student's t distribution with degrees of freedom df .

t Distribution(q, df, <nonCentrality>)

Students t Distribution(q, df, <nonCentrality>)

Description

Returns the probability that a Student's t distributed random variable is less than q . *NonCentrality* defaults to 0.

t Log CDistribution(x, df, <nc>)

Description

Returns $1 - \log(\text{value})$ of the normal distribution function at quantile x for the t distribution.

t Log Density(x, df, <nc>)

Description

Returns the log of the value of the density function at quantile x for the t distribution.

t Log Distribution(x, df, <nc>)

Description

Returns the log of the value of the distribution function at quantile x for the t distribution.

T Noncentrality(x, df, prob)

Description

Solves the noncentrality such that
 $\text{prob} = \text{T Distribution}(x, df, nc)$

t Quantile(p, df, <nonCentrality>)**Students t Quantile(p, df, <nonCentrality>)****Description**

Returns the p th quantile from the Student's t distribution with degrees of freedom df .
NonCentrality defaults to 0.

Tukey HSD P Value(q, n, dfe)**Description**

Returns the p -value from Tukey's HSD multiple comparisons test.

Arguments

- q The test statistic.
- n The number of groups in the study.
- dfe The error degrees of freedom, based on the total study sample.

Tukey HSD Quantile(1-alpha, n, dfe)**Description**

Returns the quantile needed in Tukey's HSD multiple comparisons test.

Arguments

- 1-alpha The confidence level.
- n The number of groups in the study.
- dfe The error degrees of freedom, based on the total study sample.

Weibull Density(x, shape, <scale, threshold>)**Description**

Returns the value of the density function at quantile x for the Weibull distribution with the parameters given.

Weibull Distribution(x, shape, <scale, threshold>)**Description**

Returns the cumulative distribution function at quantile x for the Weibull distribution with the parameters given.

Weibull Quantile(p, shape, <scale, threshold>)**Description**

Returns the p th quantile from the Weibull distribution with the parameters given.

Programming Functions

As Column(name)

As Column(dt, name)

:name

dt:name

Description

This scoping operator forces *name* to be evaluated as a data table column in the current data table (or the table given by the optional data table reference argument, *dt*) rather than as a global variable.

Arguments

name Variable name.

dt The data table reference

Note

:name refers to a column name in the current data table. You can also specify which data table to refer to by use dt:name.

As Constant(expr)

Description

Evaluates an expression once to create a value that does not change after it is computed.

Returns

The result of the evaluation.

Argument

expr Any JSL expression.

As Global(name)

::name

Description

This scoping operator forces *name* to be evaluated as a global variable rather than as a data table column.

Arguments

name Variable name.

As List(matrix)**Description**

Converts a matrix into a list. Multi-column matrices are converted to a list of row lists.

Returns

A list.

Argument

matrix Any matrix.

As Name(string)**Description**

Evaluates argument as a string and changes it into a name.

Returns

A name.

As Namespace(name)**Description**

Accesses the specified namespace. An error is thrown if no such namespace exists.

Returns

The namespace.

Arguments

name Unquoted name of a defined namespace.

As Scoped(namespace, variable)**namespace:variable****Description**

Accesses the specified *variable* within the specified *namespace*.

Returns

The value of the variable, or an error the scoped variable is not found.

Arguments

namespace The name of a defined namespace.

variable A variable defined within *namespace*.

Associative Array({key, value}, ...)

Associative Array(keys, values)

Description

Creates an associative array (also known as a dictionary or hash map).

Returns

An associative array object.

Arguments

Either list of key-value pairs; or a list, matrix, or data table column that contains keys followed by a list, matrix, or data table column, respectively, that contains the corresponding values.

Clear Globals(<name>, <name>, ...)

Description

Clears the values for all global symbols. Symbols in any scope other than global are not affected. If one or more names are specified, only those global symbols are cleared.

Returns

Null.

Arguments

name Optional: any global variable name(s).

See

[“Clear Symbols\(<name>, <name>, ...\)”](#) on page 183

Clear Log()

Description

Empties the log.

Clear Symbols(<name>, <name>, ...)

Description

Clear the values for all symbols in any and all scopes. If one or more names are specified, only those symbols are cleared.

Returns

Null.

Arguments

name Optional: any global variable name(s).

See

[“Clear Globals\(<name>, <name>, ...\)”](#) on page 183.

Close Log()**Description**

Closes the log.

Delete Globals(<name>, <name>, ...)**Description**

Deletes all global symbols. Symbols in any scope other than global are not affected. If one or more names are specified, only those global symbols are cleared.

Arguments

name Optional: any global variable name(s).

See

[“Delete Symbols\(<name>, <name>, ...\)”](#) on page 184.

Delete Symbols(<name>, <name>, ...)**Description**

Deletes all symbols in any and all scopes. If one or more names are specified, only those symbols are deleted.

Arguments

name Optional: any global variable name(s).

See

[“Delete Globals\(<name>, <name>, ...\)”](#) on page 184.

Eval(expr)**Description**

Evaluates `expr`, and then evaluates the result of `expr` (unquoting).

Returns

The result of the evaluation.

Argument

expr Any JSL expression.

Eval Insert(string, <startDel>, <endDel>, < <<Use Locale(1) >>)**Description**

Allows for multiple substitutions.

Returns

The result.

Arguments

string A quoted string with embedded expressions.

startDel Optional starting delimiter. The default value is `^`.

endDel optional ending delimited. The default value is the starting delimiter.

Use Locale(1) Optional argument that preserves locale-specific numeric formatting.

Eval Insert Into(string, <startDel>, <endDel>)

Description

Allows for multiple substitutions in place. The same operation as in `Eval Insert` is performed, and the result is placed into *string*.

Returns

The result.

Arguments

string A string variable that contains a string with embedded expressions.

startDel Optional starting delimiter. The default value is `^`.

endDel optional ending delimited. The default value is the starting delimiter.

Eval List(list)

Description

Evaluates expressions inside *list*.

Returns

A list of the evaluated expressions.

Arguments

list A list of valid JSL expressions.

Exit(<NoSave>)

Quit(<NoSave>)

Description

Exits JMP.

Returns

Void.

Arguments

NoSave Optional, named command; exits JMP without prompting to save any open files.
This command is *not* case-sensitive, and spaces are optional.

First(expr, <expr>, ...)**Description**

Evaluates all expressions provided as arguments.

Returns

Only the result of the first evaluated expression.

Arguments

expr Any valid JSL expression.

Function({arguments}, <{local variables}>, <Return(<expr>)>, script)**Description**

Stores the body *script* with *arguments* as local variables.

Returns

The function as defined. If the Return() argument is specified, the expression is returned.
When called later, it returns the result of the *script* given the specified *arguments*.

Arguments

{arguments} A list of arguments to pass into the function.

{local variables} A list of variables that are local to the function. You can declare local variables in three ways:

{var1, var2}

{var1=0, var1="a string"}

{Default Local}

The last option declares that all unscoped variables used in the function are local to the function.

Return(expr) This optional argument returns an expression from an user defined function. If a null expression is used, a period, ".", is returned.

script Any valid JSL script.

Get Environment Variable("variable")**Description**

Retrieves the value of an operating system environment variable.

Returns

A string that contains the value of the specified environment variable. If the specified variable is not found, an empty string is returned.

Arguments

"variable" A string that contains the name of an environment variable.

Notes

On Macintosh, environment variable names are case-sensitive. On Windows, the names are case-insensitive.

Get Log(<n>)

Description

Returns a list of lines from the log.

Returns

A list of strings. Each string contains one line from the log.

Argument

n Optional, integer. If no argument is specified, all the lines are returned. If a positive number is specified, the first *n* lines are returned. If a negative number is specified, the last *n* lines are returned. If *n*=0, no lines are returned (an empty list). If the log is empty, an empty list is returned.

Include("pathname", <named arguments>)

Description

Opens the script file identified by the quoted string *pathname*, parses the script in it, and executes it.

Returns

Whatever the included script returns. If you use the <<Parse Only option, Include returns the contents of the script.

Named Arguments

<<Parse Only Parses the script but does not execute the script.

<<New Context Causes the included script to be run its own unique namespace.

<<Allow Include File Recursion Lets the included script include itself.

Notes

When the parent and included scripts use the global namespace, include << Names Default to Here along with << New Context.

```
::x = 5;  
Show Symbols(); //x = 5;  
Include( myfile.jsl );  
Show Symbols();
```

Include File List()**Description**

Returns a list of files that are included at the point of execution.

Is Log Open()**Description**

Returns result if log window is open.

List(a, b, c, ...)

{a, b, c, ...}

Description

Constructs a list from a set of items.

Local({name=value, ...}, script)**Description**

Resolves *names* to local expressions.

Local Here(expression)**Description**

Creates a local Here namespace block. Use this function to prevent name collisions when multiple scripts are executed from the same root namespace (for example, when a script executes two button scripts that have the same variables). The argument can be any valid JSL expression.

Lock Globals(name1, name2, ...)**Description**

Locks one or more global variables to prevent it or them from being changed.

Lock Symbols(<name>, <name>, ...)**Description**

Locks the specified symbols, which prevents them from being modified or cleared. If no symbols are provided, all global symbols are locked. If no symbols are provided and the script has the *Names Default To Here* mode turned on, then all local symbols are locked.

LogCapture(expr)

Description

Evaluates the *expr*, captures the output that would normally be sent to the log, and instead returns it.

Returns

A string that contains the log output.

Argument

Any valid JSL expression.

Note

No output appears in the log.

N Items(source)

Description

Determines the number of elements in the *source* specified.

Returns

For a list, the number of items in the list. For an associative array, the number of keys.

Arguments

source A list or an associative array.

Names Default To Here(Boolean)

Description

Determines where unresolved names are stored, either as a global or local (if *Boolean* is 0) or in the *Here* scope (if *Boolean* is 1).

Namespace(name)

Description

Returns a reference to the named namespace (*name*).

Argument

Name A namespace name string or a reference to a namespace.

Namespace Exists(name)

Description

Returns 1 if a namespace with the specified *name* exists; otherwise, returns 0.

New Namespace(<"name">, <{expr, ...}>)**Description**

Creates a new namespace with the specified name. If a name is not provided, an anonymous name is provided.

Returns

A reference to the namespace.

Arguments

name An optional, quoted string that contains the name of the new namespace.

{list of expressions} An optional list of expressions within the namespace.

Open Log()**Description**

Opens the log. Include the Boolean argument (1) to make the window active, even if it is already open.

Parameter({name=value, ...}, model expression)**Description**

Defines formula parameters for models for the Nonlinear platform.

Parse(string)**Description**

Converts a character string into a JSL expression.

Print(expr, expr, ...)**Description**

Prints the values of the specified *expressions* to the log.

Quit()

See [“Exit\(<NoSave>\)”](#) on page 185.

Recurse(function)**Description**

Makes a recursive call of the defining *function*.

Save Log(pathname)

Description

Writes the contents of the log to the specified file location.

Send(obj, message)

obj << message

Description

Sends a *message* to a platform *object*.

Set Environment Variable("variable", <"value">)

Description

Sets the environment variable to the value specified. If the “value” argument is missing or is an empty string, then the environment variable is deleted from the JMP process environment variable table.

Show(expr, expr, ...)

Description

Prints the name and value of each *expression* to the log.

Show Globals()

Description

Shows the values for all global symbols. Symbols in any scope other than global are not shown.

See

[“Show Symbols\(\)”](#) on page 191.

Show Namespaces()

Description

Shows the contents of all user-defined namespaces, both named and anonymous.

Show Symbols()

Description

Shows the values for all symbols in any and all scopes.

See

[“Show Globals\(\)”](#) on page 191.

Sort List(list|expr)**Description**

Sort the elements or terms of *list* or *expr*.

Sort List Into(list|expr)**Description**

Sort the elements or terms of *list* or *expr* in place.

Throw("text")**Description**

Returns a `Throw`. If you include *text*, throwing stores *text* in a global *exception_msg*. If *text* begins with "!", throwing creates an error message about where the exception was caught.

Try(expr1, expr2)**Description**

Evaluates *expr1*. If the evaluation returns a `Throw`, execution stops, and nothing is returned. *expr2* is evaluated next to return the result.

Examples

```
Try( Sqrt( "s" ), "invalid" );  
    "invalid"
```

```
Try( Sqrt( "s" ), exception_msg );  
    {"Cannot convert argument to a number [or matrix]"(1, 2, "Sqrt", Sqrt/*###*/  
    ("s"))}
```

Note

Expr2 can be a character string or the global exception message (*exception_msg*) that contains more information about the error returned.

Type(x)**Description**

Returns a string that names the type of object *x* is. The list of possible types is: Unknown, List, DisplayBox, Picture, Column, TableVar, Table, Empty, Pattern, Date, Integer, Number, String, Name, Matrix, RowState, Expression, Associative Array, Blob.

Unlock Symbols(name1, name2, ...)

Unlock Globals(name1, name2, ...)

Description

Unlocks the specified symbols that were locked with a `Lock Symbols()` or `Lock Globals()` command.

Wait(n)

Description

Pauses *n* seconds before continuing the script.

Watch(all | name1, ...)

Description

Shows variables (global, local, and variables within namespaces) and their values in a window. If “all” is provided as the argument, all globals are placed into the window.

Note

New globals are not added to the window list.

Watching associative arrays that have been modified using messages is not supported.

Wild()

Description

Only used with `Extract Expr()` for expression matching to denote a wildcard position that matches any expression.

Wild List()

Description

Only used with `Extract Expr()` for expression matching to denote a series of wildcard arguments that match any expression.

Write("text")

Description

Prints *text* to the log without surrounding quotation marks.

R Integration Functions

R Connect(<named_arguments>)

Description

Returns the current R connection object. If there is no connection to R, it initializes the R integration interfaces and returns an active R integration interface connection as a scriptable object.

Returns

R scriptable object.

Arguments

Echo(Boolean) Optional. Sends all source lines to the JMP log. This option is global. The default value is `true`.

R Execute({ list of inputs }, { list of outputs }, "rCode", <named_arguments>)

Description

Submit the specified R code to the active global R connection given a list of inputs. On completion, the outputs are returned into the specified list.

Returns

0 if successful; nonzero otherwise.

Arguments

{ list of inputs } A list of JMP variable names to be sent to R as inputs.

{ list of outputs } A list of JMP variable names to contain the outputs returned from R.

rCode A quoted string that contains the R code to submit.

Expand(Boolean) An optional, Boolean, named argument. Performs an `Eval Insert()` on the R code before submitting to R.

Echo(Boolean) An optional, Boolean, named argument. Sends all source lines to the JMP log. This option is global. The default value is `true`.

Example

Send the JMP variables `x` and `y` to R, execute the R statement `z <- x * y`, and then get the R variable `z` and return it to JMP.

```
x = [1 2 3];
y = [4 5 6];
rc = R Execute( {x, y}, {z}, "z <- x * y" );
```

R Get(variable_name)

Description

Gets the named variable from R to JMP.

Returns

The value of the named variable.

Argument

name Required. The name of an R variable whose value to return to JMP.

Example

Assume that a matrix named qbx and a data frame named df are present in your R connection.

```
// Get the R variable qbx and placed it into a JMP variable qbx  
qbx = R Get( qbx );
```

```
// Get the R variable df and placed it into a JMP data table referenced by df  
df = R Get( df );
```

R Get Graphics("format")

Description

Gets the last graphics object written to the R graph display window in the specified format.

Returns

A JMP picture object.

Argument

format Required. Specifies the graphics format to be used. The valid formats are "png", "bmp", "jpeg", "jpg", "tiff", and "tif".

R Init(named_arguments)

Description

Initializes the R session.

Returns

0 if the initialization is successful; any nonzero value otherwise.

Argument

Echo(Boolean) Optional. Sends all source lines to the JMP log. This option is global. The default value is true.

R Is Connected()

Description

Determines whether a connection to R exists.

Returns

1 if connected; 0 otherwise.

Arguments

None.

R JMP Name to R Name(name)
Description

Maps the specified JMP variable name to the corresponding R variable name using R naming rules.

Argument

name The name of a JMP variable to be sent to R.

Returns

A string that contains the R name.

R Send(name, <R Name(name)>)
Description

Sends named variables from JMP to R.

Returns

0 if the send is successful; any nonzero value otherwise.

Arguments

name required. The name of a JMP variable to be sent to R.

R Name(name) Optional. You can give the variable that you send to R a different name. For example

```
R Send(Here:x, R Name("localx"))
```

For data tables only:

Selected(Boolean) optional, named, Boolean. Send only selected rows from the referenced data table to R.

Excluded(Boolean) optional, named, Boolean. Send only excluded rows from the referenced data table to R.

Labeled(Boolean) optional, named, Boolean. Send only labeled rows from the referenced data table to R.

Hidden(Boolean) optional, named, Boolean. Send only hidden rows from the referenced data table to R.

Colored(Boolean) optional, named, Boolean. Send only colored rows from the referenced data table to R.

Markered(Boolean) optional, named, Boolean. Send only marked rows from the referenced data table to R.

Row States(Boolean, <named arguments>) optional, named. Includes a Boolean argument and optional named arguments. Send row state information from the referenced data table to R by adding an additional data column named "RowState". Multiple row states are created by adding together individual settings. The individual values are as follows:

- Selected = 1
- Excluded = 2
- Hidden = 4
- Labeled = 8
- Colored = 16
- Markered = 32

The named arguments for the **Row States**() argument are as follows:

Colors(Boolean) optional, named, Boolean. Sends row colors. Adds additional data column named "RowStateColor".

Markers(Boolean) optional, named, Boolean. Sends row markers. Adds additional data column named "RowStateMarker".

Examples

Create a matrix, assign it to X, and send the matrix to R:

```
X = [1 2 3];
rc = R Send( X );
```

Open a data table, assign a reference to it (*dt*), and send the data table, along with its current row states, to R:

```
dt = Open( "$SAMPLE_DATA/Big Class.jmp" );
rc = R Send( dt, Row States(1) );
```

R Send File("pathname", <R Name("name")>)

Description

Sends the specified data file from JMP to R.

Returns

0 if the send is successful; any nonzero value otherwise.

Arguments

pathname required. A quoted string that contains a pathname for a file.

R Name(name) Optional. You can give the data file that you send to R a different name.

R Submit("rCode", <named_arguments>)

Description

Submits the specified R code to the active global R connection.

Returns

0 if successful; nonzero otherwise.

Arguments

rCode A required, quoted string that contains the R code to submit.

Expand(Boolean) An optional, Boolean, named argument. Performs an Eval Insert() on the R code before submitting to R.

Echo(Boolean) An optional, Boolean, named argument. Sends all source lines to the JMP log. This option is global. The default value is true.

Async(Boolean) An optional, Boolean, named argument. If set to true (1), the submit can be canceled either by pressing the ESCAPE key, or by using this message to an R connection: `rconn<<Control(Interrupt(1))`. False (0) is the default value.

Example

```
rc = R Submit("\[
  x <- rnorm(5)
  print(x)
  y <- rnorm(5)
  print(y)
  z = plot(x, y)
]\");
```

R Submit File("pathname")
Description

Submits statements to R using a file pointed in the specified *pathname*.

Returns

0 if successful; nonzero otherwise.

Argument

Pathname A quoted string that contains the pathname to the file that contains the R code to be executed.

R Term()
Description

Terminates the currently active R integration interface

Returns

1 if an active R connection exists; otherwise 0.

Arguments

None

Random Functions

Col Shuffle()

Description

Shuffles the values randomly each time it's evaluated.

Returns

The last value placed into the last row.

Argument

none

Example

```
For Each Row(x=:shuffle = colshuffle());  
show(x)  
x = 6
```

In a table with 40 rows, the above script places the values 1-40 randomly into each row of the column named shuffle. All numbers appear only once. Each time the script is run, the numbers are placed in a different random order. If the value placed into the row 40 of column shuffle is 6, that number is assigned to x, as in the above example.

Random Beta(alpha, beta, <theta>, <sigma>)

Description

Generates a pseudo-random number from a beta distribution using two shape parameters, *alpha* and *beta*. Optionally generates the lower threshold parameter, *theta*, and the scale parameter, *sigma*. The default values are *theta* = 0 and *sigma* = 1.

Random Beta Binomial(n, p, <delta>)

Description

Returns a random number from a beta binomial distribution for *n* trials with probability *p* and correlation *delta*. The default value for *delta* is 0.

Random Binomial(n, p)

Description

Returns random numbers from a binomial distribution with *n* trials and probability *p* of the event of interest occurring.

Random Category(probA, resultA, ProbB, resultB, resultElse)

Description

Returns a random category given an alternation of probability and result expressions.

Random Cauchy(<alpha>, <beta>)**Description**

Returns a Cauchy distribution with given *alpha* (location) and *beta* (scale).

Random ChiSquare(df, <noncentral>)**Description**

Returns a Chi-Square distribution with given *df* (degrees of freedom). The noncentrality parameter must be greater than zero, which is the default value.

Random Exp()**Description**

Returns a random number distributed exponentially from 0 to infinity. Equivalent to the negative log of Random Uniform.

Random F(dfn, dfd, <noncentral>)**Description**

Returns a random number from an F distribution with a given *dfn* (degrees of freedom numerator) and *dfd* (degrees of freedom denominator). The noncentrality parameter must be greater than zero, which is the default value.

Random Frechet(<mu>, <sigma>)**Description**

Returns a random number from a Fréchet distribution with the location *mu* and scale *sigma*. The default values are *mu* = 0 and *sigma* = 1.

Random Gamma(lambda, <scale>)**Description**

Gives a gamma distribution for given *lambda* and optional *scale*. The default value for *scale* is 1.

Random Gamma Poisson(lambda, <sigma>)**Description**

Returns a random number from a gamma Poisson distribution with parameters *lambda* and *sigma*. The default value for *sigma* is 1.

Random Geometric(*p*)**Description**

Returns random numbers from the geometric distribution with probability *p* that a specific event occurs at any one trial.

Random GLog(*mu*, *sigma*, *lambda*)**Description**

Returns a random number from a generalized logarithmic distribution.

Random Index(*n*, *k*)**Description**

Returns a *k* by 1 matrix of random integers between 1 and *n* with no duplicates.

Random Integer(*k*, *n*)**Description**

Returns a random integer from 1 to *n* or from *k* to *n*.

Random Johnson Sb(*gamma*, *delta*, *theta*, *sigma*)**Description**

Returns a random number from the Johnson Sb distribution.

Random Johnson Sl(*gamma*, *delta*, *theta*, <*sigma*>)**Description**

Returns a random number from the Johnson Sl distribution. The default value for *sigma* is 1.

Random Johnson Su(*gamma*, *delta*, *theta*, *sigma*)**Description**

Returns a random number from the Johnson Su distribution.

Random LEV(<*mu*>, <*sigma*>)**Description**

Returns a random number from an LEV distribution with the location *mu* and scale *sigma*. The default values are *mu* = 0 and *sigma* = 1.

Random Logistic(<mu>, <sigma>)**Description**

Returns a random number from a logistic distribution with the location *mu* and scale *sigma*. The default values are *mu* = 0 and *sigma* = 1.

Random Loglogistic(<mu>, <sigma>)**Description**

Returns a random number from a loglogistic distribution with the location *mu* and scale *sigma*. The default values are *mu* = 0 and *sigma* = 1.

Random Lognormal(<mu>, <sigma>)**Description**

Returns a Lognormal-distributed random number with location parameter *mu* and scale *sigma*. The default values are *mu* = 0 and *sigma* = 1.

Random Negative Binomial(r, p)**Description**

Generates a negative binomial distribution for *r* successes with probability of success *p*.

Random Normal(<mu>, <sigma>)**Description**

Generates random numbers that approximate a normal distribution with mean *mu* and standard deviation *sigma*. The default values are *mu* = 0 and *sigma* = 1.
The normal distribution is bell shaped and symmetrical.

Random Normal Mixture(mean, std_dev, probabilities)**Description**

Returns a random number from a normal mixture distribution with the specified arguments.

Arguments

mean A vector that contains group means.

std_dev A vector that contains the group standard deviations.

probabilities A vector that contains the group probabilities.

Random Poisson(*lambda*)**Description**

Generates a Poisson variate for given *lambda*.

Random Reset(*seed*)**Description**

Restarts the random number sequences with *seed*.

Random SEV(<*mu*>, <*sigma*>)**Description**

Returns a random number from an SEV distribution with the specified location *mu* and scale *sigma*. The default values are *mu* = 0 and *sigma* = 1.

Random Shuffle(*matrix*)**Description**

Returns the matrix with the elements shuffled into a random order.

Random t(*df*, <*noncentral*>)**Description**

Returns a random number from a t distribution with the specified *df* (degrees of freedom). The noncentrality argument may be negative or positive. The default value of *noncentral* is 0.

Random Triangular(*midpoint*)**Description**

Generates a triangular distribution of numbers between 0 and 1 with the *midpoint* that you specify.

Random Uniform(<*x*>)**Random Uniform(<*min*>, <*max*>)****Description**

Generates random numbers uniformly between 0 and 1. **Random Uniform(*x*)** generates numbers between 0 and *x*. **Random Uniform (*min*, *max*)** generates numbers between *min* and *max*. The result is an approximately even distribution.

Random Weibull(beta, <alpha>)**Description**

Returns a random number from a Weibull distribution. The default value for *alpha* is 1.

Resample Freq(<rate, <column>>)**Description**

Generates a frequency count for sampling with replacement. If no arguments are specified, the function generates a 100% resample.

Arguments

rate Optional. Specifies the rate of resampling. The default value is 1.

column Optional. If you specify column, you must also specify rate. The sample size is calculated by the rate multiplied by the sum of the specified column.

Note

A typical use of this function generates a column with many 1s, some 0s, some 2s, and so forth, corresponding to which rows were randomly assigned any of *n* randomly selected rows.

A typical use of this with an existing frequency column produces a new frequency column whose values are similar to the old frequency column (have that expected value); however, the values vary somewhat due to random selection at the rates corresponding to the old frequency column.

See Also

For an example, see the JMP Scripting Index in the Help menu.

Row Functions

As Table(matrix, <matrix 2, ...>, < <<invisible >, < <<Column Names(list) >>)**Description**

Creates a new data tables from the *matrix*.

Returns

The new data table.

Argument

matrix Any matrix.

<<invisible Creates an invisible data table that hides the table from view. The data table appears only in the JMP Home Window and the Window menu.

<<Column Names(list) The list specified column names for the data. The argument is a list of quoted column names.

Col Stored Value(<dt>, col, <row>)

Description

Returns the data values stored in the column and disregards values assigned through column properties (such as Missing Value Codes).

Arguments

dt Optional reference to a data table. If this value is not supplied, the current data table is used.

col Name of the column.

row Optional. Row name or number. If this value is not specified, the current row is used.

Example

Suppose that the Missing Value Codes column property is assigned to the x1 column to treat "999" as a missing value. Another column includes a formula that calculates the mean. To use the value "999" instead of a missing value to calculate the mean, use Col Stored Value() in the formula:

Mean(Col Stored Value(:x1), :x2, :x3)

Column(<dt>, "name", "formatted")

Column(<dt>, n)

Description

Gets a reference to the data table column.

Arguments

dt Optional reference to a data table. If this is not supplied, the current data table is used.

name Quoted string that is the name of the column.

formatted Quoted string that returns the formatted string of the cell value.

n Column number.

Column Name(n)

Description

Determines the name of the column specified by number.

Returns

The name of the n^{th} column as an expression (not a string).

Argument

n The number of a column.

Count(*from*, *to*, *step*, *times*)**Description**

Used for column formulas. Creates row by row the values beginning with the *from* value and ending with the *to* value. The number of *steps* specifies the number of values in the list between and including the *from* and *to* values. Each value determined by the first three arguments of the count function occurs consecutively the number of *times* that you specify. When the *to* value is reached, count starts over at the *from* value. If the *from* and *to* arguments are data table column names, count takes the values from the first row only. Values in subsequent rows are ignored.

Returns

The last value.

Arguments

from Number, column reference, or expression. Count starts counting with this value.

to Number, column reference, or expression. Count stops counting with this value.

step Number or expression. Specifies the number of steps to use to count between *from* and *to*, inclusive.

times Number or expression. Specifies the number of times each value is repeated before the next step.

Examples

```
For Each Row(:colname[row()]=count(0, 6, 3, 1))  
//The rows in the column named colname are filled with the series 0, 3, 6, 0,  
... until all rows are filled.
```

```
For Each Row(:colname[row()]=count(0, 6, 3, 2))  
//The rows in the column named colname are filled with the series 0, 0, 3, 3,  
6, 6, 0, ... until all rows are filled.
```

Note

Count() is dependent on Row(), and is therefore mainly useful in column formulas.

Current Data Table(<dt>)**Description**

Without an argument, gets the current (topmost) data table. With an argument, sets the current data table.

Returns

Reference to the current data table.

Argument

dt Optional name of or reference to a data table.

Data Table(*n*)

Data Table("name")

Description

Gets reference to the *n*th open data table or the table with the given *name* in a global variable.

Returns

Reference to the specified data table.

Argument

n Number of a data table.

name Quoted string, name of a data table.

Dif(*col*, *n*)

Description

Calculates the difference of the value of the column *col* in the current row and the value *n* rows previous to the current row.

Returns

The difference.

Arguments

col A column name (for example, *:age*).

n A number.

Lag(*col*, *n*)

Description

Returns for each row the value of the column *n* rows previous.

N Row(*dt*); NRow(*matrix*)

N Rows(*dt*); NRows(*matrix*)

Description

Returns the number of rows in the data table given by *dt* or in the *matrix*.

N Table()

Description

Returns the number of open data tables.

New Column("name", attributes)**Description**

Adds a new column named "*name*" after the last column in *dt*.

Note

Can also be used as a message: `dt<<New Column("name", attributes)`.

New Table("name", <"invisible" | "private">, <actions>)**Description**

Creates a new data table with the specified *name*.

Arguments

name A quoted string that contains the name of the new table.

invisible Optional quoted keyword that hides the table from view. The data table appears only in the JMP Home Window and the Window menu

private Optional quoted keyword that hides the new table from view and from the Window List pane.

actions Optional argument that can define the new table.

Row()

`Row() = y`

Description

Returns or sets the current row number. No argument is expected.

Sequence(from, to, <stepSize>, <repeatTimes>)**Description**

Produces an arithmetic sequence of numbers across the rows in a data table. The *stepSize* and *repeatTimes* arguments are optional, and the default value for both is 1.

Subscript(a, b, c)

`list[i]`

`matrix[b, c]`

Description

Subscripts for lists extract the *i*th item from the *list*, or the *b*th row and the *c*th column from a *matrix*.

Suppress Formula Eval(Boolean)

Description

Turns off automatic calculation of formulas for all data tables.

Row State Functions

As Row State(*i*)

Description

Converts *i* into a row state value.

Returns

A row state from the *i* given.

Argument

i an integer

Color Of(rowstate)

Description

Returns or sets the color index.

Returns

The color index of *rowstate*.

Argument

rowstate a row state argument

Example

Set the color of the fifth row to red.
`colorof(rowstate(5))=3`

Color State(*i*)

Description

Returns a row state with the color index of *i*.

Returns

A row state.

Argument

i index for a JMP color

Combine States(rowstate, rowstate, ...)**Description**

Generates a row state combination from two or more row state arguments.

Returns

A single numeric representation of the combined row states.

Arguments

rowstate Two or more row states.

Excluded(rowstate)**Description**

Returns or sets an excluded index.

Returns

The excluded attribute, 0 or 1.

Argument

rowstate One or more row states.

Excluded State(num)**Description**

Returns a row state for exclusion from the *num* given.

Hidden(rowstate)**Description**

Returns or sets the hidden index.

Hidden State(num)**Description**

Returns a row state for hiding from the *num* given.

Hue State(num)**Description**

Returns a hue state from the *num* given.

Labeled(rowstate)**Description**

Returns or sets the labeled index.

Labeled State(num)

Description

Returns a labeled state from the *num* given.

Marker Of(rowstate)

Description

Returns or sets the marker index of a row state.

Marker State(num)

Description

Returns a marker state from the *num* given.

Row State(<dt,> <n>)

Description

Returns the row state changed from the initial condition of the active row or the *n*th row.

Arguments

dt Optional positional argument: a reference to a data table. If this argument is not in the form of an assignment, then it is considered a data table expression.

n The row number.

Example

The following example creates the data table references and then returns the row state of row 1 in Big Class.jmp:

```
dt1 = Open( "$SAMPLE_DATA/Big Class.jmp" );  
dt2 = Open( "$SAMPLE_DATA/San Francisco Crime.jmp" );  
Row State( dt1, 1)
```

Selected(rowstate)

Description

Returns or sets the selected index.

Selected State(num)

Description

Returns a selected state from the *num* given.

Shade State(num)

Description

The Shade State function assigns 5 shade levels to a color or hue.

SAS Integration Functions

As SAS Expr(x)

Description

Converts an expression to a version that is more suitable for SAS data step. Use Expr(...) for literal expressions. Use NameExpr(name) for expressions stored in a variable. Otherwise, the expression returns the expression to convert.

Returns

A string.

Current Metadata Connection()

Description

Returns the active SAS metadata server connection, if any, as a scriptable object.

Current SAS Connection()

Description

Gets the active global SAS server connection, if any, as a scriptable object.

Get SAS Version Preference()

Description

Returns the SAS version selected in the SAS Integration page of the Preferences as a string.

JMP6 SAS Compatibility Mode(Boolean)

Description

Setting this to 1 (true) causes SAS operators to operate in a mode compatible with JMP 6 capabilities.

```
Meta Connect(<"machine", port>, <"authDomain">, <"username">, <"password">, <named arguments>)
```

```
Meta Connect(<Profile("profile name")>, <Password("password")>, <named arguments>)
```

```
Meta Connect(<Environment("environment name")>, <named arguments>)
```

Description

Connects to a SAS Metadata Server. If no arguments are specified, an empty connection window appears. If some arguments are specified, a window partially filled in with the argument values appears. If all arguments are specified, the connection is made and no window appears.

Returns

1 if connection is successful, 0 if not.

Arguments

machine Optional: quoted string that contains the DNS name of the machine.

port Required if machine is specified. Quoted string or integer that contains the port on which the metadata server listens.

authDomain Optional: quoted string that contains the authentication domain for the credentials supplied. Not necessary unless *username* and *password* are included.

username Optional: quoted string that contains the user name for the connection.

password Optional: quoted string that contains the password for the connection.

Named Arguments

All named arguments are optional.

Profile("profile_name") A quoted string that contains the name of the metadata server connection profile from which connection information should be retrieved.

Environment("environment_name") A quoted string that contains the name of the WIP environment from which connection information should be retrieved.

Password("password") A quoted string that contains the password for the specified profile name.

CheckPreferenceOnly(0|1) If specified, **Meta Connect** returns the status of the **I want to connect to a SAS Metadata Server** option in the SAS Integration page of JMP Preferences. If that box is checked, **Meta Connect** returns 1; if not, 0.

Repository("string") Takes a quoted string that contains the name of the repository to which to connect.

ProfileLookup(0|1) If *machine* and *port* are specified rather than a profile name, and **ProfileLookup** is specified, an attempt is made to find a metadata server connection profile with a machine name and port matching those provided. If one is found, other

connection information (such as authentication domain, user name, and password) is obtained from that profile.

Prompt(Always|Never|IfNeeded) Takes one of the keywords **Always** (always prompt before attempting to connect), **Never** (never prompt, just fail), or **IfNeeded** (the default; prompt if connection with the given arguments fails).

SASVersion("<version_number>" <,Strict>) Attempts to change the SAS version preference to the specified value before making the metadata server connection. If the SAS version is already locked to a different version than the one specified, the **SASVersion** argument will fail. By default, if the SAS version cannot be set, JMP will try the metadata server connection. However, if you include **Strict** as the second argument, the inability to change the SAS version will be treated as an error, and JSL processing will stop. If you do not include **Strict**, the SAS version argument is treated as a hint and will set the version preference if it can. JMP will still try to connect if the version cannot be set. The order you put these arguments in can make a difference. The attempt to change the SAS Version is made immediately when that argument is encountered. That can affect the validity of other arguments, particularly for **MetaConnect**. Valid values for **SASVersion** are "9.1.3", "9.2", "9.3", and "9.4". Note: Using the **SASVersion** argument has the same effect as changing the SAS Server Version on the SAS Integration Preferences page.

Notes

If no arguments are included and if no profile is saved, the Connect to SAS Metadata Server window appears.

Meta Create Profile("profile", <named arguments>)

Description

Creates a metadata server connection profile and adds it to the current user's set of saved metadata server connection profiles.

Returns

1 if *profile* was successfully created, otherwise 0.

Arguments

profile A quoted string that contains the name of the created profile. If a profile by the given name already exists, **MetaCreateProfile** fails unless **Replace** is specified.

Named Arguments

The following named arguments are all optional.

HostName("name") A quoted string that contains the name of the host computer running the SAS Metadata Server that this profile will connect to.

Port(*n*) The port number (*n*) that the SAS Metadata Server is listening for connections on.

AuthenticationDomain("domain") | **AuthDomain**("domain") A quoted string that sets the authentication domain to use for the connection.

Description("desc") | Desc("desc") A quoted string that sets a description for this profile.

Password("password") A quoted string that contains the password to store in this profile.

Replace(0|1) If *name* matches a profile that already exists, **Replace** must be specified for the existing profile to be replaced by the one provided. The default value is False (0).

Repository("repository") A quoted string that contains the name of the repository in the SAS Metadata Server that this profile will connect to. This option is valid only for connections to SAS 9.1.3 Metadata Servers.

UserName("username") A quoted string that contains the user name that this profile uses to connect to the SAS Metadata Server.

UseSingleSignOn(0|1) If specified, this profile attempts to use Single Sign-On (currently also known as Integrated Windows Authentication) to connect to the SAS Metadata Server. This option is valid only for connecting to SAS 9.2 or higher Metadata Servers. If **UseSingleSignOn** is True(1), *UserName* and *Password* cannot be specified. The default value is False (0).

Meta Delete Profile("name")

Description

Deletes the named metadata server connection profile from the current user's set of saved metadata server connection profiles

Returns

1 if profile was successfully deleted, otherwise 0.

Argument

name A quoted string that contains the name of the profile to delete.

Meta Disconnect()

Description

Disconnect the current SAS Metadata Server connection, if any.

Returns

Void.

Meta Get Repositories()

Description

Gets a list of the repositories available on the current SAS Metadata Server connection.

Returns

A list of repository names as strings.

Meta Get Servers()

Description

Get a list of the SAS Servers that are registered in the SAS Metadata Repository to which the session is currently connected.

Returns

A list of server names as strings.

Meta Get Stored Process("path")

Description

Get a stored process object from the currently connected SAS Metadata Repository.

Returns

Stored Process scriptable object.

Arguments

path Quoted string that is the path to the stored process in metadata, starting at the BIP Tree.

Meta Is Connected()

Description

Determines whether a current connection to a SAS Metadata Server exists.

Returns

1 if a connection exists; 0 otherwise.

Arguments

None.

Meta Set Repository("repositoryName")

Description

Set the SAS Metadata Repository to use for metadata searches.

Returns

1 if setting the repository was successful, 0 otherwise.

Arguments

repositoryName Quoted string that contains the name of the repository to make current.

SAS Assign Lib Refs("libref", "path", <"engine">, <"engine options">)

Description

Assign a SAS libref on the active global SAS server connection.

Returns

1 if successful, 0 otherwise.

Arguments

libref Quoted string that contains a library reference (8-character maximum) to assign.

path Quoted string that contains the full path on the SAS server to the library being assigned.

engine Optional, quoted string that contains the engine for the SAS server to use when accessing members of this library.

engine options Optional, quoted string that contains the options needed for the engine being used.

SAS Connect (<"machine_name">, <"port">, <named_arguments>)

Description

Connect to a local, remote, or logical SAS server.

Returns

SAS Server scriptable object.

Arguments

machine_name Optional: quoted string that can contain a physical machine name or the name of a metadata-defined (logical) server. In the first case, the port must be provided. In the second case, a port must *not* be provided. If neither *name* nor *port* are included, and JMP is running on Windows, a connection to SAS on the local machine (via COM) is attempted, and all named arguments are ignored.

port Optional: quoted string or integer. If *name* is a physical machine name, this is the port on that machine to connect to. If *name* is a metadata-defined (logical) server, *port* must *not* be included.

Named Arguments

All the named arguments are optional.

UserName("name") A quoted string that contains the user name for the connection.

Password("password") A quoted string that contains the password for the connection.

ReplaceGlobalConnection(0|1) A Boolean. The default value is **True**. If **True**, and a successful SAS server connection is made, this connection replaces the active SAS connection that becomes the target of other global SAS JSL function calls. If **False**, the global SAS connection is not changed, and the returned **SASServer** scriptable object should be used to send messages to this server connection.

ShowDialog(0|1) A Boolean. The default value is **False**. If **True**, other arguments (except **ReplaceGlobalConnection**) are ignored and the SAS Server Connection window appears. This provides the JSL programmer a way to open the SAS Connect window.

Prompt(Always|Never|IfNeeded) A keyword. **Always** means always prompt before attempting to connect. **Never** means never prompt even if the connection attempt fails (just fail and send an error message to the log), and **IfNeeded** (the default value) means prompt if the attempt to connect with the given arguments fails (or is not possible with the information given).

ConnectLibraries(0|1) A Boolean. Defaults to the SAS Integration Preference setting governing whether to automatically connect metadata-defined libraries when connecting to a SAS server. If true, all metadata-defined libraries are connected at SAS server connection time, which can be time-consuming. If false, metadata-defined libraries are not connected. To connect specific libraries later, use the **SAS Connect Libref** global function or **Connect Libref** message to a SAS server object.

SASVersion("<version_number>" <,Strict>) Attempts to change the SAS version preference to the specified value before making the metadata server connection. If the SAS version is already locked to a different version than the one specified, the **SASVersion** argument will fail. By default, if the SAS version cannot be set, the metadata server connection will still be tried. However, if you include **Strict** as the second argument, the inability to change the SAS version will be treated as an error and JSL processing will stop. If you do not include **Strict**, the SAS version argument is treated as a hint and will set the version preference if it can, but if it cannot it will still try to connect. The order you put these arguments in can make a difference. The attempt to change the SAS Version is made immediately when that argument is encountered.

That can affect the validity of other arguments, particularly for **MetaConnect**. Valid values for **SASVersion** are "9.1.3", "9.2", "9.3", and "9.4". Note: Using the **SASVersion** argument has the same effect as changing the SAS Server Version on the SAS Integration Preferences page.

SAS Deassign Lib Refs("libref")

Description

De-assign a SAS libref on the active global SAS server connection.

Returns

1 if successful; 0 otherwise.

Arguments

libref Quoted string that contains the library reference to de-assign.

SAS Disconnect()

Description

Disconnect the active global SAS connection, if any.

Returns

1 if a SAS connection exists and was successfully disconnected, 0 otherwise.

Arguments

None.

SAS Export Data(dt, "library", "dataset", <named_arguments>)

Description

Exports a JMP data table to a SAS data set in a library on the active global SAS server connection.

Returns

1 if the data table was exported successfully; 0 otherwise.

Arguments

dt data table or a reference to a data table.

"library" the library to which to export the data table.

"dataset" the name of the new SAS data set.

Named Arguments

All the named arguments are optional.

Columns(list)|Columns(col1, col2, ...) A list of columns or a comma-separated list of columns.

Password("password") A string that contains the password to serve as the READ, WRITE, and ALTER password for the exported SAS data set. If the exported data set is replacing an existing data set with an ALTER password, this password is used as the ALTER password for overwriting the data set. If *Password* is specified, values for *ReadPassword*, *WritePassword*, and *AlterPassword* are ignored.

ReadPassword("password") A string that contains the password to serve as the READ password for the exported SAS data set.

WritePassword("password") A string that contains the password to serve as the WRITE password for the exported SAS data set.

AlterPassword("password") A string that contains the password to serve as the ALTER password for the exported SAS data set. If the exported data set is replacing an existing data set with an ALTER password, this password is used as the ALTER password for overwriting the data set.

PreserveSASColumnNames(0|1) A Boolean. If true *and* the JMP data table originally came from SAS, the original SAS column names are used in the exported SAS data set. The default value is False.

PreserveSASFormats(0|1) A Boolean. If true *and* the JMP data table originally came from SAS, the original SAS formats and informats are applied to the columns in the exported SAS data set. The default value is True.

ReplaceExisting(0|1) A Boolean. If true, an existing SAS data set with the specified name in the specified library is replaced by the exported SAS data set. If false, a data set

with the specified name already exists in the specified library; the export is stopped. The default value is false.

SaveJMPMetadata(0|1) Includes SAS 9.4 Extended Attributed to store JMP metadata (such as table script and column properties). Default is 0 (disabled).

HonorExcludedRows(0|1) A Boolean. If true, any rows in the JMP data table that are marked as excluded are not exported. The default value is false.

Note

Information about the export is sent to the log.

SAS Get Data Sets("libref")**Description**

Returns a list of the data sets defined in a SAS library.

Returns

List of strings.

Arguments

libref Quoted string that contains the SAS libref or friendly library name associated with the library for which the list of defined SAS data sets is returned.

SAS Get File("source", "dest", "encoding")**Description**

Get a file from the active global SAS server connection. JMP creates a FILENAME statement (with an encoding, if specified) and uses it to read the file on the SAS server.

Returns

1 if successful, 0 otherwise.

Arguments

source Quoted string that contains the full path of file on the server to be downloaded to the client machine.

dest Quoted string that contains the full path on the client machine for where to put the copy of the file downloaded from the server.

encoding Quoted string that contains the encoding used in the file (for example, "utf-8"). The server must support the specified encoding.

SAS Get File Names("fileref")**Description**

Get a list of filenames found in the given fileref on the active global SAS server connection.

Returns

List of strings.

Arguments

fileref Quoted string that contains the name of the fileref from which to retrieve filenames.

SAS Get File Names In Path("path")

Description

Get a list of filenames found in the given path on the active global SAS server connection.

Returns

List of strings.

Arguments

path Quoted string that contains the directory path on the server from which to retrieve filenames.

SAS Get File Refs()

Description

Get a list of the currently defined SAS filerefs on the active global SAS server connection.

Returns

List of two lists. The first list is a list of quoted strings of fileref names. The second is a corresponding list of quoted strings of physical names.

SAS Get Lib Refs(<named arguments>)

Description

Get a list of the currently defined SAS librefs on the current global SAS server connection.

Returns

List of strings.

Named Arguments

Friendly Names(0|1) Optional, Boolean. If True, then for any libraries that have friendly names (metadata-defined libraries), the friendly name is returned rather than the 8-character libref.

SAS Get Log()

Description

Retrieve the SAS Log from the active global SAS server connection.

Returns

A string.

SAS Get Output()

Description

Retrieve the listing output from the last submission of SAS code to the current global SAS server connection.

Returns

A string.

SAS Get Results()

Description

Retrieve the results of the previous SAS Submit as a scriptable object, which allows significant flexibility in what to do with the results.

Returns

A SAS Results Scriptable object.

SAS Get Var Names(string, <"dataset">, <password("password")>)

Description

Retrieves the variable names contained in the specified data set on the current global SAS server connection.

Returns

List of strings.

Arguments

string A quoted string that contains one of the following:

- The name of the SAS Library containing the SAS data set to be imported. In that case, the *dataset* name argument is required.
- The full member name of the SAS data set to be imported, in the form “libname.membername”.
- The SAS Folders tree path to a logical SAS data table to be imported. This option requires a connection to a SAS 9.2 or higher Metadata Server.

dataset Optional: quoted string that contains the name of the data set from which to retrieve variable names.

password("password") Optional, quoted string that contains the read password for the data set. If this is not provided and the data set has a read password, the user is prompted to enter it.

SAS Import Data(string, <"dataset">, <named arguments>)

Description

Import a SAS data set from the active global SAS server connection into a JMP table.

Returns

JMP Data Table object.

Arguments

string A quoted string that contains one of the following:

- The name of the SAS Library containing the SAS data set to be imported. In that case, the *"dataset"* name argument is required.
- The full member name of the SAS data set to be imported, in the form *"libname.membername"*.
- The SAS Folders tree path to a logical SAS data table to be imported. This option requires a connection to a SAS 9.2 or higher Metadata Server.

dataset Optional: quoted string that contains the name of the data set.

Named Arguments

All named arguments are optional.

Columns("list")|Columns(col1, col2, ...) A quoted string list or multiple strings that contain the names of columns to include in the import.

ConvertCustomFormats(0|1) The default value is True (1). If True and custom formats are found in the SAS data set being imported, an attempt is made to convert the SAS custom formats to JMP value labels for those columns.

Invisible(0|1) The default value is False (0). If true, the JMP data table is hidden from view. The data table appears only in the JMP Home Window and the Window menu. Hidden data tables remain in memory until they are explicitly closed, reducing the amount of memory that is available to JMP. To explicitly close the hidden data table, call **Close(dt)**, where *dt* is the data table reference returned by **SASImportData**.

Where("filter") A quoted string that contains the filter to use when importing data, as in **Where("salary<50000")**.

Password("password") A quoted string that contains the read password for the data set. If this is not provided and the data set has a read password, the user is prompted to enter it.

UseLabelsForVarNames(0|1) If True, the labels from the SAS data set become the column names in the resulting JMP table. If False, the variable names from the SAS data set become the column names in the JMP table. The default value is False.

RestoreJMPMetadata(0|1) Includes SAS 9.4 Extended Attributed to store JMP metadata. Default is 0 (disabled).

Sample(named arguments) optional, named. Allows a random sample of the SAS data set to be imported into JMP. If both **Where** and **Sample** are specified, the **WHERE** clause is used to filter the SAS data set first, and then a random sample of the resulting rows is taken based on the arguments supplied to **Sample**. Note that **Sample** uses PROC SURVEYSELECT on the SAS server, which is available only if the SAS/STAT package is licensed and installed on that server. The documentation for PROC SURVEYSELECT might be helpful in understanding how sampling is performed. By default (if no arguments are supplied), a 5% simple random sample is taken. Available arguments (all optional) to **Sample** are as follows:

- **Simple** | **Unrestricted**: If **Simple** is specified, sampling is performed without replacement. If **Unrestricted** is specified, sampling is performed with replacement. These two options are mutually exclusive and only one can be specified.
- **SampleSize**(int) | **N**(int): Total number of rows for the sample, or number of rows per strata level for stratified sampling
- **SampleRate**(number) | **Rate**(number) | **Percent**(number): Specifies the sampling rate. For stratified sampling, the rate is applied to each strata level. Note that the supplied value is assumed to be a percentage, so **SampleRate**(3.5) means a 3.5% sampling rate.
- **Strata**({col1, col2, ...}) | **Strata**(col1, col2, ...): Perform stratified random sampling using the column names supplied as **Strata** variables.
- **NMin**(int): Minimum number of rows (either overall or per strata level for stratified sampling) to return. Only applies to rate-based sampling.
- **NMax**(int): Maximum number of rows (either overall or per strata level for stratified sampling) to return. Only applies to rate-based sampling.
- **Seed**(int): Number to use as the seed for sampling. Useful for replicating the same sample. By default, the seed is a random number based on time of day. See PROC SURVEYSELECT documentation for more information.
- **OutputHits**(0|1): Boolean; the default value is false. When doing **Unrestricted** sampling, if the same row of the input data set is selected more than once, by default that row still appears only once in the resulting JMP data table, with the **NumberHits** column indicating the number of times that the row was selected. Setting **OutputHits** to true causes an input row that is selected multiple times to appear multiple times in the resulting JMP data table.
- **SelectAll**(0|1): Boolean, the default value is true. If **SelectAll** is true, PROC SURVEYSELECT selects all stratum rows whenever the stratum sample size exceeds the total number of rows in the stratum. If **SelectAll** is false and PROC SURVEYSELECT finds a case where the stratum sample size exceeds the total number of rows in a given stratum, an error results and sampling fails. **SelectAll** only applies to **Simple** random sampling.

SQLTableVariable(0|1) If **True**, an SQL table variable is created in the resulting JMP table that shows the SQL that was submitted to SAS to obtain the data. If **False**, the SQL

table variable is not created. The default value is `True`. If an SQL table variable is created and the data set required a read password, the password is masked.

SAS Import Query("sqlquery", <named arguments>)

Description

Execute the requested SQL query on the current global SAS server connection, importing the results into a JMP data table.

Returns

JMP Data Table object.

Arguments

sqlquery Quoted string that contains the SQL query to perform and from which to import the result.

Named Arguments

All named arguments are optional.

ConvertCustomFormats(0|1) The default value is `true`. If `true` and custom formats are found in the SAS data set being imported, an attempt is made to convert the SAS custom formats to JMP value labels for those columns.

Invisible(0|1) The default value is `false`. If `true`, the JMP data table is hidden from view. The data table appears only in the JMP Home Window and the Window menu. Hidden data tables remain in memory until they are explicitly closed, reducing the amount of memory that is available to JMP. To explicitly close the hidden data table, call `Close(dt)`, where *dt* is the data table reference returned by `SAS Import Query`.

UseLabelsForVarNames(0|1) The default value is `true`. If `True`, the labels from the SAS data set become the column names in the resulting JMP table. If `False`, the variable names from the SAS data set become the column names in the JMP table.

RestoreJMPMetadata(0|1) Includes SAS 9.4 Extended Attributes to store JMP metadata. Default is 0 (disabled).

SQLTableVariable(0|1) The default value is `true`. If `True`, an SQL table variable is created in the resulting JMP table that shows the SQL that was submitted to SAS to obtain the data. If `False`, the SQL table variable is not created. If an SQL table variable is created and the data set required a read password, the password is masked.

SAS Is Connected()

Description

Discovers whether there is an active global SAS server connection.

Returns

1 if an active global SAS connection exists, 0 otherwise.

SAS Is Local Server Available()**Description**

Returns True if a local SAS Server is available; otherwise, returns False.

SAS Load Text File("path")**Description**

Download the file specified in path from the active global SAS server connection and retrieve its contents as a string.

Returns

String.

Arguments

"path" Quoted string that contains the full path on the server of the file to download and retrieve the contents as a string.

SAS Name("name")**SAS Name({list of names})****Description**

Converts JMP variable names to SAS variable names by changing special characters and blanks to underscores and various other transformations to produce a valid SAS name.

Returns

A string that contains one or more valid SAS names, separated by spaces.

Argument

"name" A quoted string that represents a JMP variable name; or a list of quoted JMP variable names.

SAS Open For Var Names("path")**Description**

Opens a SAS data set only to obtain the names of its variables, returning those names as a list of strings.

Returns

A list of variable names in the file.

Argument

path A quoted string that is a pathname of a SAS data set.

SAS Send File("source", "dest", "encoding")

Description

Send a file from the client machine to the active global SAS server connection. JMP creates a FILENAME statement (with an encoding, if specified) and uses it to save the file on the SAS server.

Returns

1 if successful, 0 otherwise.

Arguments

- source** Quoted string that contains the full path of the file on the client machine to be uploaded to the server.
- dest** Quoted string that contains the full path on the server that receives the file uploaded from the client machine.
- encoding** Quoted string that contains the encoding used in the file (for example, "utf-8"). The server must support the specified encoding.

SAS Submit("sasCode", <named arguments>)

Description

Submit some SAS code to the active global SAS server connection.

Returns

1 if successful, 0 otherwise.

Arguments

- sasCode** Quoted string that contains the SAS code to submit.

Named Arguments

All named arguments are optional.

Async(0|1) A Boolean. If True (1), the submit occurs asynchronously (in the background). Use the `Get Submit Status()` message on the SAS Server Scriptable Object to determine the status of the submit. The default value is False (0).

ConvertCustomFormats(0|1) A Boolean. When SAS data sets generated by submitted SAS code are imported into JMP after the submit completes (see `Open Output Datasets`), the value of `ConvertCustomFormats` determines whether an attempt is made to convert any custom formats found on columns in the SAS data to JMP value labels. The default value is True (1).

DeclareMacros(var1, var2, ...) JSL variable names. Provides a simple way to pass the values of JSL variables to SAS as macro variables. Each JSL variable specified should evaluate to a string or numeric value. Fully qualified JSL variables names, only the variable name is sent to SAS. For example, `namespace:variable_name` becomes `variable_name` in SAS.

GetSASLog(<Boolean|OnError>, <JMPLog|Window>) A Boolean. If no arguments are supplied, the SAS Log is retrieved and displayed in the location indicated in SAS Integration Preferences. The first argument to **GetSASLog** can be either a Boolean value or the keyword **OnError**. If a Boolean value is supplied, true means display the SAS Log, and false means not to display it. **OnError** instructs JMP to only show the SAS Log if an error occurred in the submit. The second argument to **GetSASLog** tells JMP where to display the SAS Log. If **JMPLog** is specified, the SAS Log is appended to the JMP Log. If **Window** is specified, the SAS Log is opened in a separate window.

GraphicsDevice(string) or **GDevice(string)** A string that specifies a value for the **GDEVICE** SAS option to be used for graphics generated by the submitted SAS code. The value must be a valid SAS graphics device. The default value is determined in Preferences.

Interactive(0|1) JMP includes the **QUIT** statement in the generated wrapper code. Interactive PROCs work even if JMP is generating the ODS wrapper. On every **SUBMIT**, specify the argument that is part of an interactive sequence. Otherwise, **QUIT** will be generated in both the prologue-generated and epilogue-generated code.

NoOutputWindow A Boolean. If **True**, the SAS Output window containing the listing output from the submission does not appear. The default value is **False**.

ODS(0|1) If true, additional SAS code is submitted causing ODS results to be generated for the submitted SAS code. The default value is determined in Preferences.

ODSFormat(string) A quoted string that determines the format of generated ODS results. Valid values are "HTML", "RTF", and "PDF". The default value is determined in Preferences.

ODSGraphics(0|1) If true, ODS statistical graphics are generated for the submitted SAS code. Setting **ODSGraphics** to true causes ODS to also be set to true. The default value is determined in Preferences.

ODSStyle(string) A quoted string that specifies the ODS Style to use when generating ODS results. *String* must be a valid SAS Style. The default value is determined in Preferences.

ODSStyleSheet(path) A quoted string that specifies a local CSS style sheet to use when formatting generated ODS results. *Path* must be a path to a CSS file valid for the client machine (the machine running JMP). The default value is determined in Preferences.

OnSubmitComplete(script) A quoted string that specifies a JSL script that should be run when the submit completes. This is especially useful for asynchronous submits. If *script* is the name of a defined JSL function, that function is executed, with the SAS Server scriptable object passed as the first argument.

OpenODSResults(0|1) If true, ODS results that are generated by the submitted SAS code (due to ODS being true) are automatically opened after the submit completes. The default value is **True (1)**.

OpenOutputDatasets(<All|None|dataset1, dataset2, ...>) JMP detects when submitted SAS code creates new SAS data sets. **OpenOutputDatasets** (which can be abbreviated **OutData**) determines what, if anything, is done with those data sets with the SAS Submit completes. If **All** is specified, all data sets generated by the SAS code are imported into JMP when the SAS Submit completes. If **None** is specified, none of the generated data sets are imported. If there are specific data sets known to be generated by the submitted SAS code that you want to be imported into JMP when the SAS submit completes, you can alternative provide their names, and only the requested data sets are imported. The default value is determined in Preferences.

Title(string) A quoted string that specifies the window title to use for the window that displays ODS output from the submit.

SAS Submit File("filename", <named arguments>)

Description

Submit a SAS code file to the active global SAS server connection.

Returns

1 if successful; 0 otherwise.

Arguments

filename Quoted string that contains the name of file containing SAS code to submit.

Named Arguments

Same as for SAS Submit.

SQL Functions

Note: Database table names that contain the characters \$# -+/%()&| ; ? are not supported.

As SQL Expr(x)

Description

Converts an expression to code that you can use in an SQL Select statement. Use **Expr(...)** for literal expressions. Use **NameExpr(name)** for expressions stored in a variable. Otherwise, the expression returns the expression to convert.

Returns

A string.

New SQL Query(Connection ("ODBC:connection_string")|("SAS:connection_string"),

```
Select(Column("column", "t1")), From(Table("table", <Schema("schema")>, <Alias("t1")>))
```

New SQL

```
Query(Connection("ODBC:connection_string;")|("SAS:connection_string;"), Custom("SELECT col1, col2, col3 FROM table;"))
```

Description

Creates an SQL Query object for the specified connection, columns, data table, or for the custom SQL query.

Returns

A data table that contains the queried data. The data table includes the SQL query string and table scripts for modifying and updating the query.

Arguments

Connection The string for an ODBC or SAS connection.

Select The column that you want to select and its alias.

From The table that is queried and the optional schema and column alias.

Custom An SQL statement that selects columns from the specified table.

```
Run Background(<OnRunComplete(script), <private>>, <OnRunCanceled(script)>, <OnError(script)>
```

Description

Runs the SQL query in the background. The running query is not displayed.

Returns

Null (or the data table object, if `OnRunComplete` is included).

Arguments

OnRunComplete Optional. Specifies a script to run after the query is complete. To get the resulting data table, include `OnRunComplete`.

private Optional. Does not open the resulting data table. Specify only with `OnRunComplete`.

OnRunCanceled Optional. Specifies a script to run after the user cancels the query.

OnError Optional. Specifies a script to run if an error occurs.

Notes

All queries except for SAS queries run in the background based on the Query Builder preference “Run the queries in the background when possible”, which is selected by default. For SAS queries, `Run Background()` is ignored.

Run `Foreground(<OnRunComplete(script), <private>>, <OnRunCanceled(script)>, <OnError(script)>`

Description

Runs the SQL query in the foreground.

Returns

A data table that opens when the query is finished.

See “[Run Background\(<OnRunComplete\(script\), <private>>, <OnRunCanceled\(script\)>, <OnError\(script\)>](#)” on page 230 for details about the arguments.

Statistical Functions

ARIMA Forecast(`column, length, model, estimates, from, to`)

Description

Determines the forecasted values for the specified rows of the specified column using the specified model and estimates.

Returns

A vector of forecasted values for *column* within the range defined by *from* and *to*.

Arguments

column A data table column.

length Number of rows within the column to use.

model Messages for Time Series model options.

estimates A list of named values that matches the messages sent to `ARIMA Forecast()`. If you perform an ARIMA Forecast and save the script, the estimates are part of the script.

from, to Define the range of values. Typically, *from* is between 1 and *to*, inclusive. If *from* is less than or equal to 0, and if *from* is less than or equal to *to*, the results include filtered predictions.

Best Partition(`xindices, yindices, <<Ordered, <<Continuous Y, <<Continuous X`)

Description

Experimental function to determine the optimal grouping.

Returns

A list.

Arguments

xindices, yindices Same-dimension matrices.

Col Maximum(name, <By var, ...>)**Col Max(name)****Description**

Calculates the maximum value across all rows of the specified column. The result is internally cached to speed up multiple evaluations.

Returns

The maximum value that appears in the column.

Arguments

name a column name.

By var Optional: A By variable to compute statistics across groups of rows. Use the By variable in a column formula or in a **For Each Row()** function.

Notes

If a data value is assigned by a column property (such as Missing Value Codes), use **Col Stored Value()** to base the calculation on the value stored in the column instead. See [“Col Stored Value\(<dt>, col, <row>\)”](#) on page 205.

Col Mean(name, <By var, ...>)**Description**

Calculates the mean across all rows of the specified column. The result is internally cached to speed up multiple evaluations.

Returns

The mean of the column.

Argument

name a column name.

By var Optional: A By variable to compute statistics across groups of rows. Use the By variable in a column formula or in a **For Each Row()** function.

Notes

If a data value is assigned by a column property (such as Missing Value Codes), use **Col Stored Value()** to base the calculation on the value stored in the column instead. See [“Col Stored Value\(<dt>, col, <row>\)”](#) on page 205.

Col Minimum(name, <By var, ...>)**Col Min(name)****Description**

Calculates the minimum value across all rows of the specified column. The result is internally cached to speed up multiple evaluations.

Returns

The minimum value that appears in the column.

Argument

name a column name.

By var Optional: A By variable to compute statistics across groups of rows. Use the By variable in a column formula or in a `For Each Row()` function.

Notes

If a data value is assigned by a column property (such as Missing Value Codes), use `Col Stored Value()` to base the calculation on the value stored in the column instead. See [“Col Stored Value\(<dt>, col, <row>\)”](#) on page 205.

Col N Missing(name, <By var, ...>)

Description

Calculates the number of missing values across all rows of the specified column. The result is internally cached to speed up multiple evaluations.

Returns

The number of missing values in the column.

Argument

name a column name.

By var Optional: A By variable to compute statistics across groups of rows. Use the By variable in a column formula or in a `For Each Row()` function.

Notes

If a data value is assigned by a column property (such as Missing Value Codes), use `Col Stored Value()` to base the calculation on the value stored in the column instead. See [“Col Stored Value\(<dt>, col, <row>\)”](#) on page 205.

Col Number(name, <By var, ...>)

Description

Calculates the number of nonmissing values across all rows of the specified column. The result is internally cached to speed up multiple evaluations.

Returns

The number of nonmissing values in the column.

Argument

name a column name.

By var Optional: A By variable to compute statistics across groups of rows. Use the By variable in a column formula or in a `For Each Row()` function.

Notes

If a data value is assigned by a column property (such as Missing Value Codes), use `Col Stored Value()` to base the calculation on the value stored in the column instead. See “[Col Stored Value\(<dt>, col, <row>\)](#)” on page 205.

Col Quantile(name, p)**Description**

Calculates the specified quantile p across all rows of the specified column. The result is internally cached to speed up multiple evaluations.

Returns

The value of the quantile.

Argument

name a column name.

p a specified quantile p between 0 and 1.

Example

Using Big Class.jmp:

```
colquantile(:height, .5)
63
```

63 is the 50th percentile, or the median, of all rows in the height column.

Notes

If a data value is assigned by a column property (such as Missing Value Codes), use `Col Stored Value()` to base the calculation on the value stored in the column instead. See “[Col Stored Value\(<dt>, col, <row>\)](#)” on page 205.

Col Rank(column)**Description**

Ranks each row's value, from 1 for the lowest value to the number of columns for the highest value. Ties are broken arbitrarily.

Argument

column The column to be ranked.

Notes

If a data value is assigned by a column property (such as Missing Value Codes), use `Col Stored Value()` to base the calculation on the value stored in the column instead. See “[Col Stored Value\(<dt>, col, <row>\)](#)” on page 205.

Col Standardize(name)

Description

Calculates the column mean divided by the standard deviation across all rows of the specified column.

Returns

The standardized mean.

Argument

name a column name.

Notes

Standardizing centers the variable by its sample standard deviation. Thus, the following commands are equivalent:

```
dt<<New Column("stdht", Formula(Col Standardize(height)));  
dt<<New Column("stdht2", Formula((height-Col Mean(height))/Col Std  
Dev(height)));
```

Notes

If a data value is assigned by a column property (such as Missing Value Codes), use `Col Stored Value()` to base the calculation on the value stored in the column instead. See [“Col Stored Value\(<dt>, col, <row>\)”](#) on page 205.

Col Std Dev(name, <By var, ...>)

Description

Calculates the standard deviation across rows in a column. The result is internally cached to speed up multiple evaluations.

Returns

The standard deviation.

Argument

name a column name.

By var Optional: A By variable to compute statistics across groups of rows. Use the By variable in a column formula or in a `For Each Row()` function.

Notes

If a data value is assigned by a column property (such as Missing Value Codes), use `Col Stored Value()` to base the calculation on the value stored in the column instead. See [“Col Stored Value\(<dt>, col, <row>\)”](#) on page 205.

Col Sum(name, <By var, ...>)**Description**

Calculates the sum across rows in a column. Calculating all missing values (`Col Sum(., .)`) returns missing. The result is internally cached to speed up multiple evaluations.

Returns

The sum.

Argument

`name` a column name.

`By var` Optional: A By variable to compute statistics across groups of rows. Use the By variable in a column formula or in a `For Each Row()` function.

Notes

If a data value is assigned by a column property (such as Missing Value Codes), use `Col Stored Value()` to base the calculation on the value stored in the column instead. See [“Col Stored Value\(<dt>, col, <row>\)”](#) on page 205.

Fit Censored(Distribution("name"), YLow(vector) | Y(Vector), <YHigh(vector)>, <Weight(vector)>, <X(matrix)>, <Z(matrix)>, <HoldParm(vector)>)**Description**

Fits a distribution using censored data.

Returns

A list that contains parameter estimates, the covariance matrix, the loglikelihood, the AIC, the BIC, and a convergence message.

Arguments

`Distribution("name")` The quoted name of the distribution to fit.

`YLow(vector) | Y(Vector)` If you do not have censoring, then use `Y` and an array of your data, and do not specify `YHigh`. If you do have censoring, then specify `YLow` and `YHigh` as the lower and upper censoring values, respectively.

Optional Arguments

`YHigh(vector)` A vector that contains the upper censoring values. Specify this only if you have censoring and also specify `YLow`.

`Weight(vector)` A vector that contains the weight values.

`X(matrix)` The regression design matrix for location.

`Z(matrix)` The regression design matrix for scale.

`HoldParm(vector)` An array of specified parameters. The parameters should be nonmissing where they are to be held fixed, and missing where they are to be estimated.

This is primarily used to test hypotheses that certain parameters are zero or some other specific value.

Hier Clust(x)

Description

Returns the clustering history for a hierarchical clustering using Ward's method (without standardizing data).

Argument

x A data matrix.

IRT Ability(Q1, <Q2, Q3, ...,> parameter matrix)

Description

Solves for ability in an Item Response Theory model.

KDE(vector, <named arguments>)

Description

Returns a kernel density estimator with automatic bandwidth selection.

Argument

vector A vector.

Named Arguments

All the named arguments are optional.

<<weights Must be a vector of the same length as vector, and can contain any nonnegative real numbers. *Weights* represents frequencies, counts, or similar concepts.

<<bandwidth(n) A nonnegative real number. Enter a value of 0 to use the bandwidth selection argument.

<<bandwidth scale(n) A positive real number.

<<bandwidth selection(n) *n* must be 0, 1, 2, or 3, corresponding to Sheather and Jones, Normal Reference, Silverman rule of thumb, or Oversmoother, respectively.

<<kernel(n) *n* must be 0, 1, 2, 3, or 4, corresponding to Gaussian, Epanechnikov, Biweight, Triangular, or Rectangular, respectively.

LenthPSE(x)

Description

Returns Lenth's pseudo-standard error of the values within a vector.

Argument

x A vector.

Max()

See “[Maximum\(var1, var2, ...\)](#)” on page 238.

Maximum(var1, var2, ...)**Max(var1, var2, ...)****Description**

Returns the maximum value of the arguments or of the values within a single matrix or list argument. If multiple arguments are specified, they must be either all numeric values or all strings.

Mean(var1, var2, ...)**Description**

Rowwise mean of the variables specified.

Min

See “[Minimum\(var1, var2, ...\)](#)” on page 238.

Minimum(var1, var2, ...)**Min(var1, var2, ...)****Description**

Returns the minimum value of the arguments or of the values within a single matrix or list argument. If multiple arguments are specified, they must be either all numeric values or all strings.

N Missing(expression)**Description**

Rowwise number of missing values in variables specified.

Number(var1, var2, ...)**Description**

Rowwise number of nonmissing values in variables specified.

Product(i=initialValue, limitValue, bodyExpr)**Description**

Multiplies the results of *bodyExpr* over all *i* until the *limitValue* and returns a single product.

Quantile(p, arguments)**Description**

Quantile of the arguments, where p is a value between 0 and 1, and the arguments are numbers, lists of numbers, or matrices.

Std Dev(var1, var2, ...)**Description**

Rowwise standard deviation of the variables specified.

Sum(var1, var2, ...)**Description**

Rowwise sum of the variables specified. Calculating all missing values (`Sum(.,.)`) returns missing.

Summarize(<dt>, <by>, <count>, <sum>, <mean>, <min>, <max>, <stddev>, <corr>, <quantile>, <first>)**Description**

Gathers summary statistics for a data table and stores them in global variables.

Returns

None.

Arguments

dt Optional positional argument: a reference to a data table. If this argument is not in the form of an assignment, then it is considered a data table expression.

All other arguments are optional and can be included in any order. Typically, each argument is assigned to a variable so you can display or manipulate the values further.

name=By(col | list | Eval) Using a BY variable changes the output from single values for each statistic to a list of values for each group in the BY variable.

Summarize YByX(X(<x columns>, Y (<y columns>), Group(<grouping columns>), Freq(<freq column>), Weight(<weight column>))**Description**

Calculates all Fit Y by X combinations on large-scale data sets.

Returns

A data table of p -values and LogWorth values for each Y and X combination. See the Response Screening chapter in *Specialized Models*.

Arguments

X(col) The factor columns used in the fit model.

Y(col) The response columns used in the fit model.

Group(gcol) The group of columns used in the fit model.

Freq(col) The frequency (for each row) column used in the fit model.

Weight(col) The importance (or influence) column used in the fit model.

Note

Performs the same function as the Response Screening platform. See *Specialized Models* for details.

Summation(init, limitvalue, body)**Description**

Summation sums the results of the *body* statement(s) over all *i* to return a single value.

Tolerance Limit(1-alpha, p, n)**Description**

Constructs a *1-alpha* confidence interval to contain proportion *p* of the means with sample size *n*.

Transcendental Functions

Arrhenius(n)**Description**

Converts the temperature *n* to the value of explanatory variable in Arrhenius model.

Returns

11605/(n+273.15)

Argument

n Temperature in Celsius.

Notes

This is frequently used as a transformation.

Arrhenius Inv(n)**Description**

The inverse of the Arrhenius function. Converts the value *n* to the temperature in Celsius.

Returns

11605/(n-273.15)

Argument

n The value of the converted explanatory variable in Arrhenius model.

Notes

This is frequently used as a transformation.

Beta(a, b)

Description

$$\frac{\Gamma(a)\Gamma(b)}{\Gamma(a+b)}$$

Returns

Returns the beta function.

Arguments

a, b numbers

Digamma(n)

Description

The derivative of the log of the gamma function (LGamma).

Returns

The digamma function evaluated at *n*.

Argument

n A number

Exp(a)

Description

Raises e to the power *a*.

Returns

e^a .

Argument

a A number

Equivalent Expression

`e()^a`

Factorial(*n*)**Description**

Multiplies all numbers 1 through *n*, inclusive

Returns

The product.

Arguments

n Any integer

Notes

One and only one argument must be specified.

FFT(*list*, <named arguments>)**Description**

Conducts a Fast Fourier Transformation (FFT) on a list of matrices.

Returns

The function takes one matrix, or a list of matrices for complex numbers. The returned value is in the same structure as the input argument, a list of either one or two matrices.

Argument

List A list of one or two matrices. If one is provided, it is considered to be the real part. If two are provided, the first is the real part and the second is the imaginary part. Both matrices must have the same dimensions, and both must have more than one row.

Named Arguments

All named arguments are optional.

<<**inverse**(Boolean) If true (1), an inverse FFT is conducted.

<<**multivariate**(Boolean) If true (1), a multivariate FFT is conducted. If false(0), a spatial FFT is conducted.

<<**scale**(number) Multiplies the return values by the specified *number*.

Fit Transform To Normal(Distribution("name"), Y(vector), <Freq(vector)>)**Description**

Fits a transformation to normality for a vector of data. This includes the Johnson Sl, Johnson Sb, Johnson Su, and GLog distributions.

Returns

A list that contains parameter estimates, the covariance matrix, the log-likelihood AICc, a convergence message, and the transformed values.

Gamma(*t*, <limit>)

Description

The gamma function of *x*, or for each row if *x* is a column:

$$\Gamma(t) = \int_0^{\infty} x^{t-1} e^{-x} dx$$

Returns

The gamma.

Note

Gamma(*t*, *limit*) is the same integral as Gamma(*t*) but with the limit of integration that is defined instead of infinity.

Arguments

t a number or a column

limit optional limit. The default is infinity.

LGamma(*t*)

Description

Returns the log gamma function for *t*, which is the natural log of gamma.

Ln()

See “[Log\(*n*, <base>\)](#)” on page 243.

LnZ(*x*)

Description

Returns the natural logarithm of *x*, except when *x*=0. In that case, 0 is returned. This function is intended for internal use by derivatives.

Log(*n*, <base>)

Ln(*n*)

Description

Returns the natural logarithm (base *e* logarithm) of *n*. An optional second argument lets you specify a different base. For example, Log(*n*, 3) for the base 3 logarithm of *n*. The Log argument can be any numeric expression. The expression Log(*e*()) evaluates as 1, and Log(32, 2) is 5.

Log10(*n*)

Description

Returns the common (base 10) logarithm of *n*.

Log1P(*n*)

Description

Same as $\text{Log}(1 + x)$, except that it is more accurate when *x* is very small.

Logit(*p*)

Description

Returns $\log(p/(1-p))$.

N Choose K(*n*, *k*)

Description

This function returns the number of *n* things taken *k* at a time ("*n* choose *k*") and is computed in the standard way using factorials, as $n!/(k!(n-k)!)$. For example, $\text{NChooseK}(5, 2)$ evaluates as 10.

Note

This is implemented internally in JMP using lGamma functions. The result is not always an integer.

Power(*a*, <*b*>)

a^b

Description

Raises *a* to the power of *b*.

Returns

The product of *a* multiplied by itself *b* times.

Arguments

- a* Can be a variable, number, or matrix.
- b* Optional. Can be a variable or a number.

Notes

For $\text{Power}()$, the second argument (*b*) is optional, and the default value is 2. $\text{Power}(a)$ returns a^2 .

Root(*n*, <*r*>)**Description**

Returns the r th root of n , where r defaults to 2 for square root.

SbInv(*z*, *gamma*, *delta*, *theta*, *sigma*)**Description**

Johnson Sb inverse transformation. If argument is normal, the result is Johnson Sb.

SbTrans(*x*, *gamma*, *delta*, *theta*, *sigma*)**Description**

Johnson Sb transformation from a doubly bound variable to a standard normal (0, 1) distribution.

Scheffe Cubic(*x1*, *x2*)**Description**

Returns $x1 * x2 * (x1 - x2)$. This function supports notation for cubic mixture models.

SlInv(*z*, *gamma*, *delta*, *theta*, *sigma*)**Description**

Johnson Sl inverse transformation. If argument is normal, the result is Johnson Sl.

SlTrans(*x*, *gamma*, *delta*, *theta*, *sigma*)**Description**

Johnson Sl transformation from a doubly bound variable to a standard normal (0, 1) distribution.

Sqrt(*n*)**Description**

Returns the square root of n .

Squash(*expr*)**Description**

An efficient computation of the function $1 / [1 + \exp(\text{expr})]$.

Squish(expr)**Description**

Equivalent to `Squash(-expr)`, or $1/(1 + e^{-\text{expr}})$.

SuInv(z, gamma, delta, theta, sigma)**Description**

Johnson Su inverse transformation. If argument is normal, the result is Johnson Su.

SuTrans(x, gamma, delta, theta, sigma)**Description**

Johnson Su transformation from a doubly bound variable to a standard normal (0, 1) distribution.

Trigamma()**Description**

Returns the trigamma function evaluated at n . The trigamma function is the derivative of the digamma function.

Trigonometric Functions

JMP's trigonometric functions expect all angle arguments in radians.

ArcCosH(x)**Description**

Inverse hyperbolic cosine.

Returns

The inverse hyperbolic cosine of x .

Argument

x Any number, numeric variable, or numeric expression.

ArcCosine(x)**ArCos(x)****Description**

Inverse cosine.

Returns

The inverse cosine of x , an angle in radians.

Argument

x Any number, numeric variable, or numeric expression.

ArcSine(x)

ArSin(x)

Description

Inverse sine.

Returns

The inverse sine of x , an angle in radians.

Argument

x Any number, numeric variable, or numeric expression.

ArcSinH(x)

Description

Inverse hyperbolic sine.

Returns

The inverse hyperbolic sine of x .

Argument

x Any number, numeric variable, or numeric expression.

ArcTangent(x)

ArcTan(x)

ATan(x)

Description

Inverse tangent.

Returns

The inverse tangent of x , an angle in radians.

Argument

x Any number, numeric variable, or numeric expression.

ArcTanH(x)

Description

Inverse hyperbolic tangent.

Returns

The inverse hyperbolic tangent of x .

Argument

x Any number, numeric variable, or numeric expression.

Cosh(x)**Description**

Hyperbolic cosine.

Returns

The hyperbolic cosine of x .

Argument

x Any number, numeric variable, or numeric expression.

Cosine(x)**Cos(x)****Description**

Cosine.

Returns

The cosine of x .

Argument

x Any number, numeric variable, or numeric expression. The angle in radians.

Sine($expr$)**Sin($expr$)****Description**

Returns the sine.

Sinh($expr$)**Description**

Returns the hyperbolic sine.

Tangent($expr$)**Tan($expr$)****Description**

Returns the tangent of an argument given in radians.

TanH(expr)

Description

Returns the hyperbolic tangent of its argument.

Utility Functions

Add(a, b, ...)

a+b+...

Description

Adds the values of the listed arguments. No arguments are changed.

Returns

The sum.

Arguments

For Add(), a comma-separated list of variables, numbers, or matrices.

For a+b, any number of variables, numbers, or matrices.

Notes

Any number of arguments is permitted. If no argument is specified, Add() returns 0.

See Also

The Data Structures chapter in the *Scripting Guide*.

Batch Interactive(Boolean)

Description

Sets the run-time environment for JSL to either batch mode or interactive mode.

Returns

The previous setting.

Example

```
Batch Interactive(1);    // Set Batch mode one
<code>
Batch Interactive(0);    // Revert to previous mode
```

Note

This function can be used in journal scripts, to ensure that messages are sent to the log rather than to interactive message windows.

Beep()**Description**

Produces an alert sound.

Returns

Null.

Blob MD5(blob)**Description**

Converts the *blob* argument into a 16-byte blob.

Note

The 16-byte blob is the MD5 checksum, or the hash, of the source blob.

Blob Peek(blob, offset, length)**Description**

Creates a new blob from a subrange of bytes of the *blob* argument.

Returns

A blob object.

Arguments

blob a binary large object.

offset An integer that specifies how many bytes into the blob to begin construction. The first byte is at offset 0, the second byte at offset 1.

length An integer that specifies how many bytes to copy into the new blob, starting at the offset.

Build Information()**Description**

Returns the build date and time, whether it's a release or debug build, and the product name in a comma-delimited string.

Caption({*h*, *v*}, "text", <Delayed(*seconds*)>, <Font(*font*)>, , <Text Color("color")>, <Back Color("color")>, <Spoken(Boolean)**Description**

Displays a caption window at the location described by {*h*, *v*} that displays *text*. The caption can be delayed before being displayed by *seconds*, or can be spoken. You can also specify the font type, size, and color and background color.

Returns

Null.

Arguments

`{h, v}` a list with two values. *h* is the horizontal displacement from the top left corner of the monitor in pixels. *v* is the vertical displacement from the top left corner in pixels.

`text` A quoted string or a reference to a string that is to be displayed in the caption.

`Delayed(seconds)` *seconds* is optional delay before displaying the caption. Setting this option causes this caption and all subsequent captions to be delayed by the specified number of seconds.

`Font(font)` Specify the font type.

`Font Size(size)` Specify the font size.

`Text Color("color")` Specify the color of text.

`Back Color("color")` Specify the background color.

`Spoken(Boolean)` Causes *text* to be spoken as well as displayed. The current setting (on or off) remains in effect until switched by another `Caption` statement that includes a `Spoken` setting.

Datafeed()

See [“Open Datafeed\(\)”](#) on page 260.

Debug Break()

When the JSL Debugger is open, this function stops a JSL script from executing at that point in the script. This function is useful for tracking in the debugger under user-specified conditions. If the JSL Debugger is not running, this function does not execute.

Decode64 Double("string")

Description

Creates a floating point number from a base 64 encoded string.

Returns

A floating point number.

Arguments

`string` a base 64 encoded string.

Divide(a, b)**Divide(x)****a/b****Description**

Divides *a* by *b*. If only one argument is given (**divide(x)**), divides 1 by *x*.

Returns

The quotient of *a/b*; or the reciprocal of *x* ($1/x$) if only one argument is provided.

Arguments

a, *b*, *x* Can be a variable, number, or matrix.

Notes

If both arguments are matrices, it does matrix division.

See Also

The Data Structures chapter in the *Scripting Guide*.

Empty()**Description**

Does nothing. Used in the formula editor for making empty boxes.

Returns

Missing.

Arguments

None.

Encode64 Double(n)**Description**

Creates a base 64 encoded string from a floating point number.

Returns

A base 64 encoded string.

Arguments

n a floating point number.

Faure Quasi Random Sequence(nDim, nRow)**Description**

Generates a sequence of spacefilling quasi random numbers using the Faure sequence.

Get Addin("id")

Description

Retrieves a registered add-in by *id*.

Returns

A scriptable object for the add-in. Returns empty if no add-in with the specified ID was found.

Argument

"id" The ID of an installed add-in.

Get Addins()

Returns

A list of all registered add-ins.

Get Addr Info("address", <port>)

Description

Converts a name to its numeric address.

Returns

A list of strings. The first element is the command (Get Addr Info). The second is the results (for example, "ok" if the command was successful). The third is a list of strings of information. Included in that information is the address that corresponds to the name that was supplied.

Arguments

address A quoted string that specifies the name (for example, "www.sas.com").

port The port of the address.

Get Clipboard()

Description

Returns text from the computer's clipboard. If the content is not text, the result is null.

Get Name Info("address", <port>)

Description

Converts a numeric address to its name.

Returns

A list of strings. The first element is the command (GetNameInfo). The second is the results (for example, "ok" if the command was successful). The third is a list of strings of

information. Included in that information is the port name that corresponds to the address that was supplied.

Arguments

- address A quoted string that specifies the numeric address (for example, "149.173.5.120").
- port The port of the address.

Get Platform Preferences(<platform <(option, ...) > ... >)

Get Platform Preference(<platform <(option, ...) > ... >)

Description

Returns the preferences for the specified platforms.

Returns

A list of platform preferences.

Argument

platform Optional. Specifies the platform name. If not specified, all platform preferences are returned. You can specify one or more preferences for a platform.

option Optional. Specifies the preference value. If not specified, all platform preference values are returned.

Notes

Table 2.3 describes the syntax for getting platform preferences.

Table 2.3 Get Platform Preferences() Syntax

Syntax	Description
Get Platform Preferences()	Returns the current option values for all platform preferences.
Get Platform Preferences(Platform)	Returns the current option values for the specified platform preferences.
Get Platform Preferences(Platform(Option))	Returns the current option values for the specified platform.
Get Platform Preferences(<<Changed)	Returns the current option values that have changed for all platforms.

Table 2.3 Get Platform Preferences() Syntax (*Continued*)

Syntax	Description
Get Platform Preferences(Platform(<<Changed))	Returns the current option values that have changed for all platform preferences.
Get Platform Preferences(Platform(Option (<<Changed)))	Returns the current option values that have changed for the specified platform.

Examples

Suppose that the user modified several platform preferences through the JMP Platforms window or a script.

```
Platform Preferences(  
  Distribution( Set Bin Width( 2 ), Horizontal Layout( 1 ) ),  
  Model Dialog( Keep Dialog Open( 1 ) ),  
  Graph Builder( Legend Position( "Bottom" ) )  
);
```

To return all of the modified platform preferences, use Get Platform Preferences(<<Changed):

```
Get Platform Preferences( <<Changed );  
Platform Preferences(  
  Distribution( Horizontal Layout( 1 ), Set Bin Width( 2, <<On ) ),  
  Graph Builder( Legend Position( "Bottom", <<On ) ),  
  Model Dialog( Keep dialog open( 1 ) )  
);
```

Get Preferences(<preference_name>)**Get Preference(<preference_name>)****Description**

Returns the settings for the specified preferences.

Returns

A list of preference settings.

Argument

preference_name Optional. If no preference is specified, all preferences are returned. Otherwise, the settings for the specified preference are returned.

Notes

The preferences for the following areas are not accessible in JSL: Text Data Files, Windows Specific, Mac OS Settings, Fonts, Communications, Script Editor, and JMP Updates. For

details about getting platform preferences, see [“Get Platform Preferences\(<platform <\(option, ...\)> ... >\)”](#) on page 254.

Get Project(<"name">)**Description**

Retrieves either the first project listed in the Project window or the project named.

Returns

The project.

Argument

name An optional project name as a quoted string.

Get Project List()**Description**

Returns a list of all open projects.

Returns

A list quoted strings that each contains the name of a project. If no projects are open, the list is empty.

Glue(expr1, expr2, ...)

expr1; expr2

Description

Evaluates each argument in turn.

Returns

The result of the last argument evaluated.

Arguments

One or more valid JSL expressions.

Note

A semicolon placed between expressions is the more commonly used form for Glue().

Host Is(argument)**Description**

Determines whether the host environment is the specified OS.

Returns

True (1) if the current host environment matches the argument, false (0) otherwise.

Argument

Argument Windows or Mac tests for the specified operating system. **Bits32** or **Bits64** tests for the specified 32-bit or 64-bit machine.

Note

Only one argument can be tested at a time. Invalid arguments return false (0).

Is Alt Key()

Description

Returns 1 if the Alt key is being pressed, or 0 otherwise.

Note

On a Macintosh, **Is Alt Key()** tests for the Option key.

Is Command Key()

Description

Returns 1 if the Command key is being pressed, or 0 otherwise.

Is Context Key()

Description

Returns 1 if the Context key is being pressed, or 0 otherwise.

Is Control Key()

Description

Returns 1 if the Control key is being pressed, or 0 otherwise.

Note

On a Macintosh, **Is Control Key()** tests for the Command key.

Is Option Key()

Description

Returns 1 if the Option key is being pressed, or 0 otherwise.

Is Shift Key()

Description

Returns 1 if the Shift key is being pressed, or 0 otherwise.

JMP Product Name()**Description**

Returns either "Standard", "Pro", or "Student", depending on which version of JMP is licensed.

JMP Version()**Description**

Returns the version number of JMP that you are running.

Returns

release.revision<.fix>

Arguments

none

Load DLL("path" <,AutoDeclare(Boolean | Quiet | Verbose)>)**Load DLL("path" <, Quiet | Verbose>)****Description**

Loads the DLL in the specified *path*.

Arguments

path A pathname that specifies where to load the DLL.

AutoDeclare(Boolean | Quiet | Verbose) Optional argument. **AutoDeclare(1)** and **AutoDeclare(Verbose)** write verbose messages to the log. **AutoDeclare(Quiet)** turns off log window messages. If you omit this option, verbose messages are written to the log.

Quiet | Verbose Optional argument. When you use **Declare Function()**, this option turns off log window messaging (**Quiet**) or turns on log window messaging (**Verbose**).

See Also

Once a DLL is loaded, you send the DLL object messages to interact with it. See [“Dynamic Link Libraries \(DLLs\)”](#) on page 332 in the “JSL Messages” chapter for details about these messages. The *Scripting Guide* also includes examples.

Mail("address", "subject", "message", <"attachment filepath" | {"attachment 1 filepath", "attachment 2 filepath", ...}>)**Description**

(Windows) Sends e-mail (using MAPI) to the *address* with the specified *subject* and *message* texts. Sends one or more attachments specified by the optional *attachment* argument. The attachment argument can evaluate to a string or list of strings.

(Macintosh) Creates an e-mail in the user's Mail application. The user must click **Send** in the e-mail. On Mountain Lion, you must enter the e-mail address and subject in the e-mail due to operating system limitations. Click the **Send message** button to send the e-mail.

Examples

To send an email with multiple attachments:

```
Mail(
  "yourname@company.com",
  "New data and script",
  "Today's updated data table and script are attached.",
  {"$DOCUMENTS/wd.js1", "$DOCUMENTS/survey.jmp"}
);
```

or:

```
list = {"$DOCUMENTS/wd.js1", "$DOCUMENTS/survey.jmp"};
Mail(
  "yourname@company.com",
  "New data and script",
  "Today's updated data table and script are attached.",
  list
);
```

Notes

On Macintosh, Mail() works on Mountain Lion and Mavericks.

On Windows, the bitness of JMP and the e-mail client must match. For example, Mail() does not work in JMP 32-bit with Microsoft Outlook 64-bit.

Main Menu(string, <string>)

Description

Execute the command found on JMP's menu named by the quoted *string*. The optional second quoted *string* specifies the name of the window to send the command to.

Minus(a)

-a

Description

Reverses the sign of *a*.

Returns

-a if *a* is positive (a=3; -a=-3; Minus(a)=-3).

a if *a* is negative (a=-3; -a=3; Minus(a)=3).

0 if *a* is 0 (a=0; -a=0; Minus(a)=0).

Missing if *a* is missing.

Argument

- a Can be variable or a number. A variable must contain a number or a matrix.

Multiply(a, b, ...)**a*b*...****Description**

Multiplies all values. No arguments are changed.

Returns

The product.

Arguments

Any number of variables, numbers, or matrices.

Notes

Any number of arguments is permitted. If no argument is specified, `Multiply()` returns 1.

See Also

The Data Structures chapter in the *Scripting Guide*.

New Project("name", <invisible>)**Description**

Creates a new project with the specified *name*.

Returns

The project.

Argument

name A quoted string that contains the name of the new project.

invisible Optional unquoted keyword that creates an invisible project.

Open Datafeed()**Datafeed()****Description**

Creates a Datafeed object and window.

Returns

A reference to the Datafeed object.

Arguments

No arguments are required. You usually set up the basic operation of the data feed within the `Open Datafeed()` command, however.

Open Project("pathname", <"invisible">)

Description

Opens the project identified by the quoted string "*pathname*".

Returns

The project.

Arguments

pathname A quoted pathname that points to a project file.

invisible Optional quoted keyword that creates an invisible project.

Parse XML(string, On Element("tagname", Start Tag(expr), End Tag(expr)))

Description

Parses an XML expression using the On Element expressions for specified XML tags.

Platform Preferences(platform(option(value)), ...)

Platform Preference(platform(option(value)), ...)

Set Platform Preferences(platform(option(value)), ...)

Set Platform Preference(platform(option(value)), ...)

Description

Sets and resets values for platform options and turns the options on and off.

Arguments

platform Specifies the platform of the preference.

option Specifies the preference name.

value Specifies the preference value.

Notes

Table 2.4 describes the syntax for setting platform preferences.

Table 2.4 Platform Preferences() Syntax

Syntax	Description
Platform Preferences(<<Default) Platform Preferences(<<Factory Default) Platform Preferences(Default)	Resets all platform preferences to their default values.
Platform Preferences(Platform(<<Default)) Platform Preferences(Platform(<<Factory Default)) Platform Preferences(Platform(Default))	Resets the specified platform preferences to their default values.

Table 2.4 Platform Preferences() Syntax *(Continued)*

Syntax	Description
Platform Preferences(Platform(option (<<Default))) Platform Preferences(Platform(option (<<Factory Default)))	Resets the specified platform option to its default value.
Platform Preferences(Platform(option(value)))	Sets the value of the specified platform option. Turned on by default.
Platform Preferences(Platform(option))	Resets the specified platform option back to its default value.
Platform Preferences(Platform(option(<<On)))	Turns on the specified platform option.
Platform Preferences(Platform(option(<<Off)))	Turns off the specified platform option.
Platform Preferences(Platform(option(value, <<On)))	Sets the value of the specified platform option and turns it on.
Platform Preferences(Platform(option(value, <<Off)))	Sets the value of the specified platform option and turns it off.

Example

The following expression selects (or turns on) Set Bin Width in the Distribution platform preferences and sets the value to 2:

```
Platform Preferences( Distribution( Set Bin Width( 2 ) ) );
```

The following expression changes the Set Bin Width value and turns the option off:

```
Platform Preferences( Distribution( Set Bin Width( 2, <<Off ) ) );
```

The following expression resets the default Set Bin Width value and deselects the preference:

```
Platform Preferences( Distribution( Set Bin Width( <<Default ) ) );
```

Polytope Uniform Random(samples, A, b, L, U, neq, nle, nge, <nwarm=200>, <nstride=25>)

Description

Generates random uniform points over a convex polytope.

Arguments

Samples The number of random points to be generated.

A The constraint coefficient matrix.

B The right hand side values of constraints.

L, U The lower and upper bounds for the variables.

neq The number of equality constraints.

nle The number of less than or equal inequalities.

nge The number of greater than or equal inequalities.

nwarm Optional: The number of warm-up repetitions before points are written to the output matrix.

nstride Optional: The number of repetitions between each point that is written to the output matrix.

Note

The constraints must be listed as equalities first, less than or equal inequalities next, and greater than or equal inequalities last.

Preferences(pref1(value1), ...)

Preference(pref1(value1), ...)

Pref(pref1(value1), ...)

Prefs(pref1(value1), ...)

Set Preferences(pref1(value1), ...)

Set Preference(pref1(value1), ...)

Description

Sets preferences for JMP.

Arguments

Analysis Destination(window) Specifies where to route new analyses.

Annotation Font("font", size, "style") Font choice for annotations in reports.

Axis Font("font", size, "style") Font choice for axis labels.

Axis Title Font("font", size, "style") Font choice for axis titles.

Background Color({R, G, B} | <color>) Sets the background color for windows.

Calculator Boxing(Boolean) Turns on boxing to show hierarchy of expressions.

Data Table Font("font", size, "style") Font choice for data tables.

Data Table Title on Output(Boolean) Titles reports with name of data table.

Date Title on Output(Boolean) Titles reports with current date.

Excel Has Labels(Boolean) When on, forces JMP to interpret the first row of data as column labels.

Excel Selection(Boolean) When on, the user is prompted for which non-blank Excel worksheets should be imported from an Excel workbook.

File Location Settings(<Directory Type>("<path>"<,"initial directory">))
Valid directory types are:

Data Files Directory Sets the default location for data files.

Help Files Directory Sets the default location for help files.

Installation Directory By default, this location is set to the JMP installation folder:

On Windows: "C:\Program Files\SAS\JMP\<version number>", "C:\Program Files\SAS\JMPPro\<version number>", or "C:\Program Files\SAS\JMPSW\<version number>"

On Macintosh: "\Library\Application Support\JMP\<version number>\"

License File Path Sets the default location for JMP license file.

Preferences File Directory Sets the default location for the preferences settings file.

Save As Directory Sets the default location for Save As file operations.

Foreground Color(color) Sets the foreground color for windows.

Formula Font("font", size, "style") Font choice for the formula editor.

Graph Background Color(color) Sets the color for the background area inside the graph frame.

Graph Marker Size(size) Default size for drawing markers.

Heading Font("font", size, "style") Font choice for table column headings in reports.

Initial JMP Starter Window(Boolean) Specifies whether the JMP Starter window is shown at launch.

Initial Splash Window(Boolean) Enables you to show or suppress the initial splash screen.

Maximum JMP Call Depth(size) Sets the default for the maximum call depth (or stack size) for JMP. Each thread that JMP creates has a 2MB stack by default. Resetting the maximum call depth can cause a physical stack overflow.

Marker Font("font", size, "style") Font choice for markers used in plots.

Monospaced Font("font", size, "style") Font choice for monospaced text.

Evaluate OnOpen Scripts("always"|"never"|"prompt") Determines when an On Open table script is run after the user opens the data table. By default, the user is prompted. Their choice is remembered each time they open the data table in the current JMP session. Scripts that execute other programs are never run.

Outline Connecting Lines(Boolean) Draws lines between titles for same-level outline nodes.

Print Settings(option(value), ...) Changes print options on the Page Setup window:

Margins(<n>, <n>, <n>, <n>) sets the left, top, right, and bottom margins. Margins are in inches.

Margins(<n>) sets all margins to the same value in inches.

Orientation("portrait" | "landscape") changes the page's print orientation.

Headers(<"char">, <"char">, <"char">) specifies text that appears in the left, middle, and right header.

Headers(<"char">) specifies the only text in the header.

Footers(<"char">, <"char">, <"char">) specifies text that appears in the left, middle, and right footer.

Footers(<"char">) specifies the only text in the footer.

Scale(<n>) decreases or increases the percentage at which the content prints.

Show Explanations(Boolean) Some analyses have optional text that explains the output.

Show Menu Tips(Boolean) Turns menu tips on or off. (Windows only)

Show Status Bar(Boolean) Turns display of the status bar on or off.

Small Font("font", size, "style") Font choice for small text.

Text Font("font", size, "style") Font choice for general text in reports.

Thin Postscript Lines(Boolean) Macintosh only. Specifies that line widths drawn to a Postscript printer be narrower than otherwise.

Title Font("font", size, "style") Font choice for titles. Arguments are name of font (for example, "Times"), size in points, and style ("bold", "plain", "underline", "italic").

Examples

The following expressions reset all preferences to their default values:

```
Preferences( "Default" );  
Preferences( "Factory Default" );
```

Notes

The preferences for the following areas are not accessible in JSL: Text Data Files, Windows Specific, Mac OS Settings, Fonts, Communications, Script Editor, and JMP Updates. See [“Platform Preferences\(platform\(option\(value\)\), ...\)”](#) on page 261 for information about setting platform preferences.

Register Addin("unique_id", "home_folder", <named_arguments>)**Description**

Register a JMP Add-In and load the add-in if it registers successfully.

Returns

If successful, returns a scriptable object representing the registered add-in. If unsuccessful, returns Empty.

Arguments

unique_id A quoted string that contains the unique identifier for the add-in. The string can contain up to 64 characters. The string must begin with a letter and contain only letters, numbers, periods, and underscores. Reverse-DNS names are recommended to increase the likelihood of uniqueness.

home_folder A quoted string that contains the filepath for the folder containing the add-in files. The filepath must conform to the valid pathname requirement for the host operating system.

DisplayName("name") An optional, quoted string that contains a name that can be displayed in the JMP user interface wherever add-in names are displayed, instead of the unique ID.

JMPVersion("version") An optional string that contains a specific version of JMP. The default value is "All", which enables the add-in to be loaded and run in any version of JMP that supports add-ins. "Current" restricts the use of the add-in to only the current version. Any quoted version number (for example, "7" or "9") restricts the add-in to a single specific version of JMP.

LoadsAtStartup(Boolean) An optional Boolean. The default value is True (1), which causes the add-in to be loaded when JMP is started. If the value is False (0), the add-in is not loaded automatically.

LoadNow(Boolean) Loads the add-in immediately.

Note

If a file named `addin.def` is found in the specified home folder, values from that file are used for any optional arguments that are not included in the `Register Addin()` function.

Example

In the following example, the first argument is the unique identifier. The second argument identifies where the add-in is installed. The third argument is the name that appears where add-in names are displayed (for example, the **View > Add-Ins** menu on Windows).

```
Register Addin("com.company.lee.dan.MyAddIn", "$DOCUMENTS/myaddin",  
  displayname( "Calculator Addin" ));
```

The second argument becomes the `$ADDIN_HOME` path variable definition. When you refer to the add-in scripts, be sure to include a trailing slash after the path variable.

```
Include("$ADDIN_HOME(com.jmp.jperk.texttocols)/texttocols.js1");
```

Revert Menu()

Description

Resets your JMP menus to factory defaults.

Run Program(Executable("path/filename.exe"), Options({"a", "b", "..."}),
Read Function(expression), **Write Function**(expression),
Parameter(expression))

Description

Runs the external program specified by the **Executable** argument, with the command line arguments specified by the **Options** argument.

Results

Returns either a string, a blob, or a **Run Program** object as controlled by the **Read Function** argument.

Arguments

Executable The path to the executable. On Macintosh, type the full path to the executable.

Options Command line arguments for the executable.

Read Function If **Read Function**("text") is specified, a text string is returned. If **Read Function**("blob") is specified, a blob is returned. The script waits until the external program closes its **stdout**. **Run Program** then returns all data that the external program has written to its **stdout** as a string or a blob.

If **Read Function** is not specified, a **Run Program** object is returned.

Write Function Optional argument that accepts a function as its value; it does not accept "text" or "blob".

Parameter Optional argument to read and write the expression in **Read Function**.

Notes

- The **Run Program** object, which is returned if **Read Function** is not specified, accepts the following messages to read data from the external program's **stdout**:
 - <<Read: reads any available data as a string. If no data is available, an empty string is returned.
 - <<Can Read: returns true if there is data available to be read.
 - <<Is ReadEOF: returns true when the external program has completed and all its data has been read.

You can use these messages to poll for data and process the data as it is produced by the external program.
- A **Run Program** object accepts the following messages to write data to the external program's **stdin**:
 - <<Write("text"): sends data to the external program's **stdin**.

- `<<Can Write`: returns `true` if the external program will accept data immediately; otherwise, calling `<<Write` causes your script to block.
- `<<WriteEOF`: signals to the external program that you are done sending data to it.
- Instead of sending messages to the returned `Run Program` object, you can specify the `Read Function` argument as an inline function. `RP` is the `Run Program` object.

```
RP = Run Program(
  Executable( ... ),
  Read Function(
    Function( {RP},
      <your code here>
      RP << Read
    )
  )
);
```

The `Parameter(optParm)` argument is optional in `Read Function`. If specified, the functions defined for `Read Function` and `Write Function` can receive a second argument, which is the value of `optParm`.

- Use global variables when `Run Program()` is inside a function.

Examples

The following script is an example of the `Write Function` argument. `RP` is the `Run Program` object. In this context, it accepts the `<<Write` and `<<WriteEOF` messages.

```
RP = Run Program(
  Executable( ... ),
  Write Function(
    Function( {RP},
      <your code here>
      RP << Write( "Program finished." )
    )
  )
);
```

The following script shows an example of `Parameter(optParm)` argument:

```
RP = Run Program(
  Executable( ... ),
  Parameter( x ),
  Read Function( Function( {RP, optParm},... ) )
);
```

Within the `Read Function`, `optParm` contains the value of `x`. Do not attempt to access the `optParm` argument in your function if you have not specified a `Parameter` argument.

Schedule(*n*, *script*)

Description

Queues an event to run the *script* after *n* seconds.

Set Clipboard(*string*)

Description

Evaluates the "*string*" argument looking for a character result, and then places the string on the clipboard.

SetJVMOption(Version("<version>"))

Description

Sets the Java Runtime Environment (JRE) version that you want JMP to use (rather than the version installed with JMP). This script must be run before JMP connects to the JRE.

Argument

version (Windows only) In the Windows registry, there are two requirements for the JavaSoft\Java Runtime Environment key: the key must include a string called "RuntimeLib" that points to a valid jvm.dll. And the Java Runtime Environment key must include a key named after the quoted JVM version number.

Set Platform Preference()

Set Platform Preferences()

See "[Platform Preferences\(platform\(option\(value\)\), ...\)](#)" on page 261.

Set Preference()

Set Preferences()

See "[Preferences\(pref1\(value1\), ...\)](#)" on page 263.

Set Toolbar Visibility("*toolbar name*" | default | all, window type | all, "*true*" | "*false*")

Description

On Windows, shows or hides a toolbar based on the window type or for all windows.

Arguments

toolbar name | default | all The internal name of the toolbar (see the **View > Toolbars** list in JMP), the default toolbar for the specified window type, or all toolbars. Include quotes around "*toolbar name*".

window type | all Data table, script, report, journal, or all windows.

true | false Quoted string that shows or hides the toolbar.

Shortest Edit Script()

Description

Compares two lists, strings, matrices, or sequences. See the Scripting Index in the JMP **Help** menu for more detailed syntax options.

Arguments

limit An optional argument that stops the evaluation when the edit list exceeds the specified number of inserted or deleted items.

Show Addins Dialog()

Description

Opens the Add-In Status window (**View > Add-Ins**).

Arguments

None.

Show Commands()

Description

Lists scriptable objects and operators. Arguments are All, DisplayBoxes, Scriptables, Scriptable Objects, StatTerms, Translations.

Show Preferences(<"all">)

Description

Shows current preferences. If no argument is specified, preferences that have been changed are shown. If "all" is given as the argument, all preferences are shown.

Show Properties(object)

Description

Shows the messages that the given *object* can interpret, along with some basic syntax information.

Sobol Quasi Random Sequence(nDim, nRow)

Description

Generates a sequence of space-filling quasi random numbers using the Sobol sequence in up to 4000 dimensions.

Socket(<STREAM | DGRAM>)

Description

Creates a socket.

Returns

The socket that was created.

Arguments

STREAM | DGRAM Optional argument to specify whether the socket is a stream or datagram socket. If no argument is supplied, a stream socket is created.

Speak(text, <wait(Boolean)>)

Description

Calls system's speech facilities to read aloud the text. If Wait is turned on, script execution pauses until speaking is done.

Status Msg("message")

Description

Writes the message string to the status bar.

Subtract(a, b)

a-b-...

Description

Subtracts the values of the listed arguments, left to right. No arguments are changed.

Returns

The difference.

Arguments

Two or more variables, numbers, or matrices.

Notes

Two or more arguments are permitted. Specifying fewer than two arguments produces an error.

See Also

The Data Structures chapter in the *Scripting Guide*.

Unregister Addin("unique_id")

Description

Unregisters (removes) a previously registered add-in.

Argument

`unique_id` A quoted string that contains the unique identifier for the add-in to unregister.

Web(string, <JMP Window>)**Description**

Opens the URL stored in *string* in the default system web browser. Under Microsoft Windows, you can add JMP Window as the second argument to have the HTML open in a JMP browser.

The `http://` prefix in the URL is optional.

Examples

```
url="www.jmp.com";  
Web(url);  
  
Web("www.jmp.com");  
Web("www.jmp.com", JMP Window);
```

XML Attr("attr name")**Description**

Extracts the string value of an `xml` argument in the context of evaluating a `Parse XML` command

XML Decode("xml")**Description**

Decodes symbols in XML to ordinary text. For example, `&` becomes `&`, and `<` becomes `<`.

Argument

`xml` A quoted string containing XML.

XML Encode("text")**Description**

Prepares text for embedding in XML. For example, `&` becomes `&`, and `<` becomes `<`.

Argument

`xml` A quoted string containing plain text.

XML Text()

Description

Extracts the string text of the body of an XML tag in the context of evaluating a Parse XML command.

Platform Scripting Notes

Fit Model

```
Fit Group ( model1, model2, ... );
```

```
Fit Group ( model1; model2; ... );
```

Description

Groups separate Fit Models (for example, least squares, nonlinear, neural, gaussian processing, and mixed) in the same output window with a shared Profiler.

Arguments

model1, model2 Specifies the profiled fit model and its arguments.

Scripting Options for All Platforms

The following messages are available for any platform object only in JSL:

```
object <<Get Script  
object <<Get Script With Data Table  
object <<Get Data Table  
object <<Get Timing  
object <<Report  
object <<Top Report  
object <<Title  
object <<SendToReport( Dispatch(...) )  
object <<SendToByGroup( ... )  
object <<Action  
object <<Ignore Platform Preferences( 0|1 )
```

Individual Platform Options

Each platform has preferences configurable using **File > Preferences > Platforms**. Each platform's options are scriptable. For detailed information about scripting platform preferences, refer to the JMP Scripting Index. In JMP, select **Help > Scripting Index** for details.

Distribution

The following message for a Distribution object is available only in JSL:

```
dist_object <<(Fit Handle[n] << ...)
```

The following JSL option for Fit Distribution() is equivalent to the **Make into Data Table** option on the right-click menu for the Parameter Estimates table:

```
Fit Distribution(  
    <distribution>( "Make Parm Table" )  
);
```

Bivariate

To turn off specific fits for a Bivariate object, set the fit to 0:

```
Bivariate(  
    Y( :height ),  
    X( :weight ),  
    fit mean(1), // enables fit  
    Density Ellipse( 0 ), // disables fit  
    Fit Orthogonal( 0 ),  
    Fit Line( 0 ),  
    Fit Polynomial( 0 ),  
    Fit spline( 0 ),  
    fit robust(0),  
    fit each value(0),  
    histogram borders(0),  
    nonpar density(0)  
);
```

The following message for a Bivariate object is available only in JSL:

```
biv_object <<Fit Where( WHERE_clause )
```

Fit Model

The following messages for a Fit Model object are available only in JSL:

```
fit_model_object <<Get Variance Components( );  
fit_model_object <<Get Effect Names( );  
fit_model_object <<Get Effect PValues( );  
fit_model_object <<Get Estimates( );  
fit_model_object <<Get Parameter Names( );  
fit_model_object <<Get Random Effect Names( );  
fit_model_object <<Get Std Errors( );  
fit_model_object <<Get X Matrix( );  
fit_model_object <<Get XPX Inverse( );  
fit_model_object <<Get Y Matrix( );
```

Fit Model: Standard Least Squares

Saving Prediction Formulas as SQL Expressions

In Standard Least Squares, save prediction formulas as SQL expressions using `Get SQL Prediction Expression()`. For an example, see the JMP Scripting Index on the **Help** menu.

Fitting Models that Have Missing Y Values and Only Fixed Effects

In models that contain a random effect, Y values are fit separately by default. However, suppose that your model contains only fixed effects. You enter more than one Y response, some of which have missing values.

- In a script, the Y responses are fit together by default. The model fits each Y using only those rows that are nonmissing for all of the Y variables. For example, a row that includes one or more missing Y values is *excluded* from the model. You can explicitly include `Run("Fit Together")` in a script to get the same result.
- If you include the `Run("Fit Separately")` option, the model fits each Y using all rows that are nonmissing for that particular Y. For example, a row that includes one or more missing Y values is *included* in the model.

The following script fits the Y responses together:

```
dt << Fit Model(
    Y( :height, :weight ),
    Effects( :sex ),
    Personality( "Standard Least Squares" ),
    Emphasis( "Minimal Report" ),
    Run // or Run( "Fit Together" )
);
```

The following script fits the Y responses separately:

```
dt << Fit Model(
    Y( :height, :weight ),
    Effects( :sex ),
    Personality( "Standard Least Squares" ),
    Emphasis( "Minimal Report" ),
    Run( "Fit Separately" )
);
```

In JMP, the user is prompted to select Fit Together or Fit Separately when running the model. See the Standard Least Squares chapter in *Fitting Linear Models* for details about how missing Y values are handled.

Fit Model: MANOVA

The following message for a Fit Model object is available only in JSL:

```
fit_model_object << (Response[1] << (Effect[1] << ... ) );
```

Fit Model: Generalized Linear Models

The following message for a Fit Model object is available only in JSL:

```
Parametric Formula( )
```

Fit Model: Nominal Logistic

The following messages for a Fit Model Nominal Logistic object are available only in JSL:

```
fit_model_object << Get SAS Data Step
fit_model_object << Get MM SAS Data Step
```

Fit Model: Ordinal Logistic

The following messages for a Fit Model Ordinal Logistic object are available only in JSL:

```
fit_model_object << Get SAS Data Step
fit_model_object << Get MM SAS Data Step
```

Neural

The Neural platform replaces Neural Net. Scripts that use Neural Net are deprecated and might not work in the future. We recommend that you use the Neural platform for new scripts and change your old scripts that use Neural Net to Neural.

The following options for Neural() are available only in JSL:

```
Multithreading( Boolean )
Set Random Seed( n )
```

The following message for a Neural object is available only in JSL:

```
neural_object <<Get NBoost
```

The following messages for a Neural Fit object are available only in JSL:

```
neural_object <<(Fit[n] <<Get RSquare Training)
neural_object <<(Fit[n] <<Get RSquare Validation)
neural_object <<(Fit[n] <<Get RSquare Test)
neural_object <<(Fit[n] <<Get Gen RSquare Training)
neural_object <<(Fit[n] <<Get Gen RSquare Validation)
neural_object <<(Fit[n] <<Get Gen RSquare Test)
neural_object <<(Fit[n] <<Get Misclassification Rate Training)
neural_object <<(Fit[n] <<Get Misclassification Rate Validation)
neural_object <<(Fit[n] <<Get Misclassification Rate Test)
neural_object <<(Fit[n] <<Get Average Log Error Training)
neural_object <<(Fit[n] <<Get Average Log Error Validation)
```

```
neural_object <<(Fit[n] <<Get Average Log Error Test)
neural_object <<(Fit[n] <<Get RMS Error Training)
neural_object <<(Fit[n] <<Get RMS Error Validation)
neural_object <<(Fit[n] <<Get RMS Error Test)
neural_object <<(Fit[n] <<Get Average Absolute Error Training)
neural_object <<(Fit[n] <<Get Average Absolute Error Validation)
neural_object <<(Fit[n] <<Get Average Absolute Error Test)
neural_object <<(Fit[n] <<Get ROC Area Training)
neural_object <<(Fit[n] <<Get ROC Area Validation)
neural_object <<(Fit[n] <<Get ROC Area Test)
neural_object <<(Fit[n] <<Get Confusion Matrix Training)
neural_object <<(Fit[n] <<Get Confusion Matrix Validation)
neural_object <<(Fit[n] <<Get Confusion Matrix Test)
neural_object <<(Fit[n] <<Get Confusion Rates Training)
neural_object <<(Fit[n] <<Get Confusion Rates Validation)
neural_object <<(Fit[n] <<Get Confusion Rates Test)
neural_object <<(Fit[n] <<Get Seconds)
```

Partition

The following options for Partition() are available only in JSL:

```
Missing Value Categories( Boolean )
Set Random Seed( n )
Multithreading( Boolean )
Time Limit ( n )
```

The following messages for a Partition object are available only in JSL:

```
partition_object <<Get RSquare Training
partition_object <<Get RSquare Validation
partition_object <<Get RSquare Test
partition_object <<Get Gen RSquare Training
partition_object <<Get Gen RSquare Validation
partition_object <<Get Gen RSquare Test
partition_object <<Get Misclassification Rate Training
partition_object <<Get Misclassification Rate Validation
partition_object <<Get Misclassification Rate Test
partition_object <<Get ROC Area Training
partition_object <<Get ROC Area Validation
partition_object <<Get ROC Area Test
partition_object <<Get Average Log Error Training
partition_object <<Get Average Log Error Validation
partition_object <<Get Average Log Error Test
partition_object <<Get RMS Error Training
partition_object <<Get RMS Error Validation
partition_object <<Get RMS Error Test
partition_object <<Get Average Absolute Error Training
```

```
partition_object <<Get Average Absolute Error Validation  
partition_object <<Get Average Absolute Error Test  
partition_object <<Get Seconds  
partition_object <<Get SAS Data Step  
partition_object <<Get Tolerant SAS Data Step  
partition_object <<Get MM SAS Data Step  
partition_object <<Get MM Tolerant SAS Data Step
```

Time Series

The following options for Time Series() are available only in JSL:

```
Autocorrelation Lags( n )  
Forecast Periods( n )
```

The following messages for a Time Series object are available only in JSL:

```
time_series_object <<Maximum Iterations( n )  
time_series_object <<Get Models  
time_series_object <<Get Model Specs
```

Choice

The following option for Choice() is available only in JSL:

```
Convergence Criterion( fraction )
```

Multivariate

The following message for a Multivariate object is available only in JSL:

```
multivariate_object << Create SAS Job( )
```

Hierarchical Clustering

The following messages for a Hierarchical cluster object are available only in JSL:

```
hier_cluster_object <<Get Column Names  
hier_cluster_object <<Get Clusters  
hier_cluster_object <<GetDisplayOrder  
hier_cluster_object <<GetColumnDisplayOrder  
hier_cluster_object <<Get Distance Matrix
```

KMeans Clustering

The following message for a KMeans cluster object is available only in JSL:

```
kmeans_cluster_object <<Get Statistics
```

Life Distribution

The following messages for a Life Distribution object are available only in JSL:

```
life_dist_object <<Suppress Plot(plot_name)
life_dist_object <<Get Results
life_dist_object <<Get Estimates
life_dist_object <<Get Formula
```

Fit Life by X

The following messages for a Fit Life by X object are available only in JSL:

```
fit_life_object <<Set Scriptables( ... )
fit_life_object <<Get Results
```

Fit Parametric Survival

The following messages for a Fit Parametric Survival object are available only in JSL:

```
survival_object <<Get Parameter Names
survival_object <<Get Estimates
survival_object <<Get Std Errors
survival_object <<Get Effect Names
survival_object <<Get Effect PValues
```

Control Chart

The following option for `Control Chart()` is available only in JSL:

```
Use Excluded Points on MR( Boolean )
```

Variability Chart

The following message for a Variability Chart object is available only in JSL:

```
variability_object <<Show Box Plot Whisker Bars( Boolean )
```

Pareto Plot

The following message for a Pareto Plot object is available only in JSL:

```
No Plot(Boolean)
```

Partial Least Squares

The Partial Least Squares (PLS) platform has replaced PLS. Scripts that use PLS might not work in the future. We recommend that you update your old scripts to use Partial Least Squares instead of PLS and use Partial Least Squares in the future.

Profiler

The following messages for a Profiler object are available only in JSL:

```
profiler_object <<Get Objective  
profiler_object <<Objective Formula  
profiler_object <<Get Objective Formula
```

Surface Plot

The following messages for a Surface Plot object are available only in JSL:

```
surface_plot_object <<Mode( "Isosurface" | "Sheet" )  
surface_plot_object <<Set Z Axis( col, Current Value( n ) )  
surface_plot_object <<Set Variable Axis( col, Current Value( n ) )  
surface_plot_object <<Response( ... )  
surface_plot_object <<Formula( ... )
```


Chapter **3**

JSL Messages

Summary of Messages for Objects and Display Boxes

This topic provides abbreviated descriptions for many of JMP's general object messages. For complete information about object messages, see the JMP Scripting Index. In JMP, select **Help > Scripting Index**.

For information about platform messages, see the Scripting Platforms chapter in the *Scripting Guide*.

Contents

Alpha Shape	283
Associative Arrays	283
Data Tables	284
Columns	297
Rows	302
Data Filter	303
Databases	305
Datafeed	306
Display Boxes	307
Dynamic Link Libraries (DLLs)	332
Images	334
Platforms	336
R Integration Messages	341
SAS Integration Messages	344
Schedule	363
Sockets	364
SQL	367
Tree Node and Tree Box	368
Triangulation	369
Other Objects	371

Alpha Shape

For the following messages, *ashape* stands for an alpha shape or a reference to one.

ashape <<Get Alpha

Returns the current alpha value.

ashape <<Set Alpha(alpha)

Sets the current alpha value and recomputes the triangulation.

ashape <<Get Tri Alpha

Returns the alpha values for each triangle.

Associative Arrays

For the following messages, *map* stands for an associative array or a reference to one.

map<<First

Returns the first key within *map*, or `Empty()` if *map* has no keys. Note that keys are returned in lexicographical order.

map<<Get Contents

Returns a list of all key-value pairs within *map*.

map<<Get Keys

Returns a list of all the keys within *map*.

map<<Get Default Value()

Returns the implicit value of all absent keys, or `Empty()` if none has been set.

map<<Get Value(key)

Returns the value for the *key* within *map*.

map<<Get Values(<keylist>)

If no argument is provided, a list of all values within *map* is returned.

If a list of keys is provided, a list of the values corresponding to only those keys is returned.

map<<Insert(key, value)

Inserts the *key* into *map* and assigns *value* to it. If *key* already exists in *map*, its value is replaced by the new *value* given. This message is equivalent to the function `Insert Into`.

map<<Next(key)

Returns the key following the given *key* within the *map*, or `Empty()` if *map* has no keys. Note that keys are returned in lexicographical order.

map<<Remove(key)

Removes the *key* and *value* from *map*. This message is equivalent to the function `Remove From`.

map<<Set Default Value(v)

Sets the implicit value of all absent keys. Any key added without a value is assigned this value by default.

Data Tables

dt<<Add Column Properties(property argument, ...)

Add the specified properties to the selected column.

dt<<Add Multiple Columns("prefix", n, position, attributes)

Adds *n* columns to *dt* at the *position* indicated.

dt<<Add Rows(count, <rownum>)

dt<<Add Rows(assignment list)

Add the number of rows specified to the bottom of the data table or starting at the *rownum* specified.

dt<<Add Scripts to Table(script, ...)

dt<<Add Properties to Table(script, ...)

Pastes the specified scripts to the data table.

```
dt<<Anonymize(<columns(list)>, <Output Table Name(string)>);
```

Removes unique identifiers from data, some column properties, and table scripts. Applies to a data table or selected columns. Continuous columns are not affected.

```
dt<<Begin Data Update
```

Turns off display updating to allow for quick updating of a data table. Use `End Data Update` in conjunction with this command to turn display updating back on.

```
dt<<Clear Column Selection
```

Deselects all selected columns.

```
dt<<Clear Row States
```

Cancels any row states in effect.

```
dt<<Clear Select
```

Turns off the current selection.

```
dt<<Clone Formula Column(column, n, Substitute Column  
Reference(column1, {list}))
```

Creates *n* new formula columns, substituting references to *column1* with columns from the *list* into the formula from the original *column*.

```
dt<<Close Data Grid(Boolean)
```

Closes the data table grid.

```
dt<<Close Side Panels(Boolean)
```

Closes the side panel in a data table.

```
dt<<Color or Mark by Column(col, <optional arguments>)
```

```
dt<<Color by Column(col, <optional arguments>)
```

Function

Assigns colors or markers according to the values of a data table column. If no optional arguments are provided, row states are used.

Arguments

`Color Number(n)` Uses the specified quoted JMP color.

`Color Theme("theme")` Uses the specified quoted color theme.

Marker Theme("named argument") Uses the specified quoted marker theme: "standard", "hollow", "paired", "classic", or "alphanumeric".

Continuous Scale For Color by Column, assigns colors in a chromatic sequential fashion based on the values in the highlighted column.

Reverse Scale Reverses the color scheme in use.

Excluded Rows Applies the row states to excluded columns.

Make Window with Legend Creates a separate window with a legend.

dt<<Color Rows by Row State

Colors the rows in the data table grid using the color assignments by row states. Send the message again to turn off the row colors.

dt<<Compress Selected Columns({column1, ...})

Compresses the listed columns into the most compact form that is possible. Columns with character data are compressed to 1 byte if there are fewer than 255 levels. Columns with numeric data are compressed to 1 byte if the numeric values are between -127 and 127.

dt<<Concatenate(dt2, ..., Keep Formulas, Output Table Name("name"))

Creates a new table ("*name*") from the rows of *dt* and *dt2*.

dt<<Copy Table Script

Copies the script to recreate the data table onto the clipboard so that it can be pasted somewhere else.

dt<<Data Filter(<Mode(...)>, <Add Filter (...)>)

Constructs a data filter. If no arguments are specified, the Add Filter Columns window appears.

Arguments for **Mode()** include **Select()**, **Show()**, and **Include()**. They are all Boolean. **Select** defaults to true(1), and **Show** and **Include** default to false (0).

Arguments for **Add Filter()** include **Columns()**, and **Where()**. **Columns()** takes one or more column names separated by commas. You can add one or more **WHERE** clauses to define the filter.

There are several additional arguments. For more information, see the Data Filter chapter in the *Using JMP* and the Data Tables chapter in the *Scripting Guide*.

dt<<Get Header Height

Returns the column header's display height (in pixels).

dt<<Data View(<"options">)

Duplicates the data table in a new window. If you specify one of the following quoted arguments, the new data table includes only the corresponding rows.

excluded Quoted. The new data table includes only the rows that are marked as excluded in the original data table.

labeled | **labelled** Quoted. The new data table includes only the rows that are marked as labeled in the original data table.

hidden Quoted. The new data table includes only the rows that are marked as hidden in the original data table.

selected Quoted. The new data table includes only the rows that are selected in the original data table.

dt<<Delete Columns(col, col2, ...)**dt<<Delete Column**

Deletes column(s) from the data table *dt*. Specify which column or columns to delete. Without an argument, deletes the selected columns, if any. **Delete Column** is a synonym.

dt<<Delete Rows(<n>)**dt<<Delete Rows({n, o, p, ...})****dt<<Delete Rows({n::q})**

Deletes the currently selected rows or rows specified.

dt<<Delete Table Property("name")

Deletes a table property (for example, a script).

dt<<Delete Table Variable("name")

Deletes a table variable.

dt<<End Data Update

Resumes display updating after a **Begin Data Update** message. These commands are used for quick updates of the data table when many changes have to be made. Speed is gained by turning off display updating.

dt<<Exclude**dt<<Unexclude**

Toggles selected rows in *dt* from excluded to unexcluded or *vice versa*.

dt<<Get All Columns As Matrix

Returns the values from all columns of *dt* in a matrix. Character columns are numbered according to the levels, starting at 1.

dt<<Get As Matrix

Returns values from the numeric columns of *dt* in a matrix.

dt<<Get As Report

Returns the data table as a report.

dt<<Get Column Names("arguments")

Returns a list of column names in a data table. The *"arguments"* restrict the names retrieved as follows:

"Numeric", "Ordinal", "Rowstate", "Continuous", "Ordinal", and "Nominal" get only the specified types of columns. More than one can be specified. "String" returns a list of strings rather than a list of column references.

dt<<Get Column Reference(list or matrix of col names)

Returns the column reference of the strings in the list or matrix. If no list or matrix is used, JMP returns all column names.

dt<<Get Display Width

Returns the column display width in pixels.

dt<<Get Excluded Rows

Returns the currently excluded rows in the data table.

dt<<Get Hidden Rows

Returns the currently hidden rows in the data table.

dt<<Get Labeled Columns

dt<<Get Labelled Columns

Returns the currently labeled columns in the data table.

Example

In PopAgeGroup.jmp, the Country and Year columns are labeled. The following script returns a list of the labeled column names.

```
dt = Open( "$SAMPLE_DATA/PopAgeGroup.jmp" );  
dt << Get Labeled Columns;  
    { :Country, :Year }
```

dt<<Get Labeled Rows

dt<<Get Labelled Rows

Returns the currently labeled rows in the data table.

dt<<Get Name

Returns the *name* of the table.

dt<<Get Path

Returns the absolute path for the data table.

dt<<Get Property("name")

Returns the *script* in the property *name*.

dt<<Get Row Change Function

Returns the expression that is evaluated when a row is selected.

dt<<Get Row ID Width

Returns the row ID display width in pixels.

dt<<Get Rows Where(WHERE clause)

Returns the rows in the data table that match the specified where criteria. Some examples are as follows:

```
dt<<Get Rows Where(:sex == "M");  
dt<<Get Rows Where(:sex == "M" & :age < 15);
```

dt<<Get Script

Returns as an expression a script to recreate the data table.

dt<<Get Selected Columns(<"string">)

Returns a list of selected columns as column references. Include the *"string"* argument to return the selected columns in a string.

Examples

```
dt << Get Selected Columns();  
    {:age, :sex, :height}  
dt << Get Selected Columns( "string" );  
    {"age", "sex", "height"}
```

dt<<Get Selected Rows()

Returns the selected rows.

dt<<Get Table Script Names()

Returns a list of the names of all the scripts and properties in the data table.

dt<<Get Table Variable("name")

Returns the value from the variable or script *name*.

dt<<Get Table Variable Names()

Returns a list of the names of all the variables in the data table.

dt<<Go To Row(n)

Locates and selects row number *n* in *dt*.

dt<<Group Columns({col1, col1, ...})

dt<<Group Columns("group name", col, n)

Groups the columns specified under the specified group name. You can provide either a list of columns to group, or a column name and the number of columns to group. In the latter case, the number *n* specifies to group the column given with the *n-1* columns that follow.

dt<<Hide**dt<<Unhide**

Toggles selected rows in *dt* from hidden to unhidden or *vice versa*.

dt<<Invert Row Selection

Selects any row currently deselected and deselects any row currently selected.

dt<<Is Dirty

Returns 1 if the table has been modified from its saved state. Otherwise, returns 0.

dt<<Join(With(table), Select(columns), Select With(columns), method, Drop Multiples(Boolean, Boolean), Include Non Matches(Boolean, Boolean), Output Table Name("name"))

Combines data tables *dt* and *table* side to side. For details about joining tables, see the *Using JMP* book.

dt<<Journal

Makes a journal from the data table. Only the data grid is included, not notes, variables, or scripts.

dt<<Journal Link

Adds a link to the data table in the current journal. If a journal does not exist, a new one is created.

dt<<Label**dt<<Unlabel**

Toggles selected rows in *dt* from labeled to unlabeled or *vice versa*.

dt<<Last Modified

Returns the date on which the data table was last saved.

dt<<Layout

Makes a layout window from the data table. Only the data grid is included, not notes, variables, or scripts.

dt<<Lock Data Table

Locks the data table so that data and column properties cannot be added or changed.

dt<<Make RowState Handler

Creates a row state handler function. The argument of the function holds the rows whose row states get changed.

dt<<Make SAS Data Step

Returns the data table as a SAS Data Step.

dt<<Make SAS Data Step Window

Returns the data table as a SAS Data Step and places it in a SAS script window.

dt<<Marker by Column(col)

Assigns markers according to the values of a data table column.

dt<<Markers(n)

Assigns marker *n* to the selected rows.

dt<<Maximize Display

Forces the data table to remeasure all of its columns and zoom to the best-sized window.

dt<<Move Selected Columns("To First"|"To Last"|After(col))

Moves the selected columns in the data table to the specified position.

dt<<Move Rows("At Start"|"At End"|After(n))

Moves the selected rows in the data table to the specified position.

dt<<New Column("name", attributes)

Adds a new column named "*name*" after the last column in *dt*. Can also be used as a command: `New Column("name", attributes)`.

dt<<New Data Box()

Makes a data table view in a display box tree.

dt<<New Data View

Opens a duplicate of the data table. The second data table is identical to and linked to the original data table, so that any changes made in one are reflected in the other. Closing either data table also closes the other and all references to the data tables are deleted.

This can be useful to show an invisible data table.

dt<<New Script("name", script)**dt<<Set Property("name", script)**

Creates a new table property using the specified *name* that stores the specified *script*.

Use `New Script()` or `Set Property()` rather than the deprecated `New Property()` and `New Table Property()`.

dt<<New Table Variable("name", value)**dt<<Set Table Variable("name", value)**

Creates a new table variable with the specified *name* and *value*.

dt<<Next Selected

Scrolls data table down to show the next selected row that is not already in view.

dt<<Original Order

Restores saved order of columns in *dt*.

dt<<Previous Selected

Scrolls data table up to show the previous selected row that is not already in view.

dt<<Print Window(<"Show Dialog">)

Prints the window. If the optional argument "Show Dialog" is specified, the print window is displayed. Otherwise, the window is printed to the default printer using the current settings, and no print window is displayed.

dt<<Reorder By Data Type

Reorders columns in *dt*, row state first, then character, then numeric.

dt<<Reorder By Modeling Type

Reorders columns in *dt* to continuous, then ordinal, then nominal.

dt<<Reorder By Name

Reorders columns in *dt* to alphanumeric order by name.

dt<<Rerun Formulas

Recalculates all formula-based data table variables. Recalculations are performed in the proper dependency order.

dt<<Reverse Order

Reverses columns in *dt* from current order.

dt<<Revert

Reverts to the most recently saved version of *dt*.

dt<<Run Formulas

Performs all pending formula evaluations, including evaluations that are pending as a result of evaluating other formulas.

dt<<Run Script("name")

Finds the table property *name* and runs it as a JSL script.

dt<<Save("path")**dt<<Save As("path")**

Saves the table under the "*path*" given.

dt<<Save Database("connection_information", "table_name", <Replace>)

Save the data table to the database named using the connection and table name specified. The Replace option replaces the existing database with the current database.

dt<<Save Script to Script Window

Saves a script to reproduce the data table in a Script Journal window.

dt<<Select All Rows

Selects all rows in the data table.

dt<<Select Excluded

Selects only those rows in the data table that are currently excluded.

dt<<Select Hidden

Selects only those rows in the data table that are currently hidden.

dt<<Select Labeled

Selects only those rows in the data table that are currently labeled.

dt<<Select Randomly(*p*|*n*)

Randomly selects the given percentage *p* of the rows in the data table, or the number of rows *n*.

dt<<Select Rows({list})

Selects the rows given in the list of row numbers.

dt<<Select Where(condition)

Selects the rows in *dt* where the condition evaluates as true.

dt<<Set Dirty

Marks the data table as changed, even if no changes have been made.

dt<<Set Header Height(num)

Sets the column header's display height to the number of specified pixels.

dt<<Set Label Columns(column_1, ...)

Assigns the specified columns as label columns.

dt<<Set Matrix(matrix)

Inserts matrix into a data table, adding new columns and rows as necessary.

dt<<Set Name("name")

Gives a "*name*" to the table.

`dt<<Set Property("name", script)`

See “[dt<<New Script\("name", script\)](#)” on page 293.

`dt<<Set Label Columns("name", ...)`

`dt<<Set Label Columns`

Turns on the Label attribute for the specified columns. If no columns are listed, turns Label attribute off.

`dt<<Set Row ID Width(expr)`

Sets the row ID display width to the `expr` in pixels.

`dt<<Set Row States(matrix)`

Assigns row states to each row of a data table. `matrix` contains the codes corresponding to the desired state and contains one entry per row.

`dt<<Set Scroll Lock Columns("name", ...)`

Locks scrolling for the specified columns. If no columns are listed, unlocks scrolling.

`dt<<Set Table Variable("name", value)`

See “[dt<<New Table Variable\("name", value\)](#)” on page 293.

`dt<<Sort(By(columns), order("Descending" or "Ascending"), Output Table Name("name"))`

Creates a new table ("*name*") by rearranging the rows of *dt* according to the values of one or more *columns*.

`dt<<Split(Split(columns), Group(gcol), Col ID(idcol), Remaining Columns(choice), Output Table Name("name"))`

Creates a new table ("*name*") by breaking one or more *columns* from *dt* into several.

`dt<<Stack(Stack(columns), ID(columns), Stacked(newcol), Output Table Name("name"))`

Creates a new table ("*name*") by combining the values from several columns in *dt* into one column *newcol*.

```
dt<<Subscribe( "keyname"(<"client">), On Delete Columns | On Add  
Columns | On Add Rows | On Delete Rows | On Rename Column | On Close  
| On Save | On Rename ( function ) )
```

Subscribes to a data table to get messages regarding changes in the data table.

```
dt<<Subset(Columns(columns), Rows(matrix), Linked, Table  
Name("name"), Copy Formula(1|0), Suppress Formula Evaluation(1|0),  
Sampling Rate(rate))
```

Creates a new table ("*name*") from the rows that you specify in *dt*.

```
dt<<Summary(Group(col), Subgroup(col), statistic(col))
```

Creates a new table of summary *statistics* for the *col* that you specify, according to groups and subgroups.

```
dt<<Suppress Formula Eval(Boolean)
```

Turns off automatic calculation of formulas for data table *dt*.

```
dt<<Transpose(Columns(columns), Rows(matrix), Output Table  
Name("name"))
```

Creates a new table ("*name*") from the rows and columns that you specify.

```
dt<<Ungroup Columns({col1, col1, ...})
```

Ungroups the columns defined in the list argument.

```
dt<<Unsubscribe("keyname", On Delete Columns | On Add Columns | On  
Add Rows | On Delete Rows | On Close | On Col Rename | All)
```

Releases any previous subscriptions to the data table.

Columns

```
col<<Add Column Properties ("name", expression)
```

Adds the property "*name*" with the *expression* given. You can add any standard column property by name or a user-specified property.

```
col<<Add From Row States
```

Updates a row state column with any currently used row state changes that are not the default state.

col<<Add To Row States

Copies all row state values in a column that are not the default state to the currently used row state in the data table.

col<<Color Cells("color")

Colors the cells of the column within the data table grid. Use any quoted named color or 0 to clear the color.

col<<Color Cell by Value(Boolean)

Colors the cells of the column in the data table grid using the value color property.

col<<Copy Column Properties

Copies the column properties into the buffer.

col<<Copy From Row States

Copies all row state values currently used in the data table to a column.

col<<Copy to Row States

Copies all row state values in the column to the currently used row state in the data table.

col<<Data Type("type")

Sets the *"type"* for *col*; choices are "Numeric", "Character", "Rowstate".

col<<Delete Formula

Delete the formula from a column.

col<<Delete Property(name)

col<<Delete Column Property(name)

Delete the property name from a column.

col<<Eval Formula

Forces the formula to evaluate (perhaps again).

col<<Exclude(0|1)

Turns the excluded or unexcluded state on, depending on the Boolean argument.

`col<<Format("format", <width>, <decimal>, <"Use Thousands Separator">)`

Sets the numeric display *format* specified.

`col<<Formula(expression)`

Sets the formula for the variable and evaluates it.

`col<<Get Column Field Width`

Returns the field width used for displaying data in the column.

`col<<Get Data Type`

Returns the data type of *col*.

`col<<Get Format`

Returns the format of the column.

`col<<Get Formula`

Returns the formula.

`col<<Get Input Format`

Returns the format used for input and storing of data for the column.

`col<<Get List Check`

Returns the list check definition. If list check is not defined for the column, a message is sent to the log stating so.

`col<<Get Lock`

Returns the current Lock setting.

`col<<Get Modeling Type`

Returns the modeling type of the column ("Continuous" or "Ordinal" or "Nominal").

`col<<Get Name`

Returns the name of the column.

col<<Get Property

Returns the specified property definition. If the specified property is not defined for the column, a message is sent to the log stating so.

col<<Get Range Check

Returns the range check definition. If range check is not defined for the column, a message is sent to the log stating so.

col<<Get Role

Returns the preselected role of *col*.

col<<Get Script

Returns the script to reproduce the column.

col<<Get Selected

Returns 1 if the column is selected, or 0 otherwise.

col<<Get Value Labels

Returns the value labels definition. If value labels is not defined for the column, a message is sent to the log stating so.

col<<Get Use Value Labels

Returns 1 if the value labels are set to be used for the column, or 0 otherwise.

col<<Get Values

Returns the values in the column.

col<<Hide(Boolean)

Turns the Hide attribute on or off according to the Boolean argument given.

col<<Input Format("format")

Sets the format used for input and storage for the column. The argument is the name of any JMP format (for example, "ddmmyyy" for a date column).

`date_col<<Is Transformed On SAS Export`

Returns true if the data in the resulting SAS data set for the date column will be changed when it is exported to SAS.

`col<<Label(Boolean)`

Turns the Label attribute on or off according to the Boolean argument given.

`col<<Lock(Boolean)`

`col<<Set Lock(Boolean)`

Turns the Lock attribute on or off according to the Boolean argument given.

`col<<Preselect Role("role")`

Preselects the role for the column. Choices are "Y", "X", "Weight", "Freq", and "None", or "No Role".

`col<<Set Scroll Locked(Boolean)`

Turns the Scroll Lock attribute on or off according to the Boolean argument given.

`col<<Set Display Width(n)`

Sets the column display width to the *n* in pixels.

`col<<Set Each Value(n)`

Sets all the values in the column to *n*.

`col<<Set Field Width(n)`

Sets the field width for the column to *n*.

`col<<Set Modeling Type("type")`

Sets the modeling type for the variable. Choices are "Continuous", "Ordinal", or "Nominal".

`col<<Set Name("name")`

Sets the name for the column.

col<<Set Property ("name", {argument list})

Sets the property "*name*" to the *expression* given. You can set any standard column property by name or a user-specified property.

col<<Set Selected(Boolean)

Sets the column to be selected (true or 1) or not selected (false or 0).

col<<Set Values([matrix] or {list})**col<<Values([matrix] or {list})**

Sets values for the matrix (for numeric variables) or list (for character variables).

col<<Suppress Eval(Boolean)

Turns off automatic calculation of formulas for the column.

Rows

row<<Colors(n)

Assigns the color *n* to the selected rows.

row<<Exclude(0|1)**row<<Unexclude(0|1)**

Turns the excluded or unexcluded state on for the selected rows according to the Boolean argument given. Omit the argument to toggle the row state.

row<<Hide(0|1)**row<<Unhide(0|1)**

Turns the Hide attribute on or off according to the Boolean argument given. Omit the argument to toggle the row state.

row<<Label(0|1)**row<<Unlabel(0|1)**

Turns the Label attribute on or off according to the Boolean argument given. Omit the argument to toggle the row state.

`row<<Markers("marker")`

Assigns the "*marker*" to the selected rows.

`row<<Next Selected`

Causes the next selected row in the data table to blink.

`row<<Previous Selected`

Causes the previous selected row in the data table to blink.

`row<<Row Editor`

Opens the Row Editor window for the selected rows.

Data Filter

`dtf<<Add Filter(columns(column <,col>), <Where(clause)>)`

Add one or more filter columns in a new OR group.

`dtf<<Auto Clear(0|1)`

Clears all currently selected rows before setting a new selection.

`dtf<<Clear`

Clears the currently selected rows.

`dtf<<Close`

Closes the data filter window.

`dtf<<Columns(col1, col2, ...)`

Sets the columns to use in the data filter.

`dtf<<Data Table Window`

Shows the data table that the data filter window is using.

`dtf<<Delete All`

Removes all filters that are set.

dtf<<Delete(col1, col2, ...)

Removes the specified columns from the data filter.

dtf<<Display(col, <Size(x, y)>, "Blocks Display"|"List Display"|"Single Category Display"|"Checkbox Display")

Sets how the specified categorical column levels are displayed in the filter. The specified column must be categorical.

dtf<<Get Script

Returns the script from the local data filter in a string.

dtf<<Local Data Filter

Embeds the data filter in the specified window.

dtf<<Location(x, y)

Moves the data filter window to the specified location. X and y are measured in pixels. 0,0 is the top left of the monitor.

dtf<<Make Subset

Creates a new subset data table that contains the rows that are selected in the data filter.

dtf<<Match(Filter Columns(:col1, :col2, ...), Where(WHERE clause))

Sets the filter conditions for each column. The WHERE clause is used for all the columns listed. To use different WHERE clauses for different columns, send the Match message separately for each column.

dtf<<Mode(Select(0|1)|Show(0|1)|Include(0|1))

Sets the action, or mode, that is used when rows are selected using the data filter.

dtf<<Save and restore current row states

Saves the current row states for the data table, and then restores those states when the data filter is closed.

dtf<<Show Columns Selector(0|1)

Displays or hides the column selector after completing a filter.

dtf<<to Clipboard

Creates a WHERE clause from the current state of the data filter and places it on the clipboard, where it can be pasted elsewhere.

dtf<<to Data Table

Creates a WHERE clause from the current state of the data filter and saves it as a property to the data table.

dtf<<to Journal

Creates a WHERE clause from the current state of the data filter and appends it to the current journal. If there is no current journal, a new journal is opened and the WHERE clause is added to it.

dtf<<to Row State Column

Creates a row state column whose formula is the WHERE clause.

dtf<<to Script Window

Creates a WHERE clause from the current state of the data filter and appends it to the current script window. If there is no current script window, a new script window is opened and the WHERE clause is added to it.

dtf<<Use Floating Window(0|1)

Sets whether the data filter window floats on top of its associated data table or behaves as a normal window.

dtf<<Where(WHERE clause)

Sets a condition for selecting rows.

Databases

dt<<Save Database("connectInfo", "TableName")

Saves a data table to a database.

Datafeed

`feed<<Close`

Closes the Datafeed object and its window.

`feed<<Connect(portSettings)`

(Windows only) Sets up port settings for the connection to the device.

`feed<<Disconnect`

(Windows only) Disconnects the device from the Datafeed queue but leaves the Datafeed object active.

`feed<<Get Line`

Returns and removes one line from the Datafeed queue.

`feed<<Get Lines`

Returns as a list and removes all lines from the Datafeed queue.

`feed<<Queue Line(string)`

Sends one line to the end of the Datafeed queue.

`feed<<Restart`

Restarts processing queued lines.

`feed<<Set Script(script)`

Assigns the *script* that is run each time a line of data is received.

`feed<<Stop`

Stops processing queued lines.

Display Boxes

All Display Boxes

db<<Add Text Annotation(Text("string"), Text Box(x1, y1, x2, y2))

Draws a text annotation box that contains the string. The Text Box argument controls where the text annotation box is drawn in relation to the display box, from the upper left corner to the lower right corner.

db<<Append(db2)

Add *db2* to the display tree after *db*.

db<<Child

Returns the child of the box.

db<<Class Name

Returns the name of the display class for the box.

db<<Clone Box

Makes a new copy of the display box.

db<<Close Window

Closes the containing window.

db<<Copy Picture

Puts a picture of the box on the clipboard.

db<<Delete

Delete the display box

db<<Get HTML

Returns a string containing HTML source for the box.

db<<Get Journal

Returns a string containing journal source for the box.

db<<Get Menu Item State(index)

Returns the popup menu item state of the index menu item. The state can be normal (0), checked (1), or disabled (-1).

db<<Get Menu Items

Returns the menu items used for popup menu when the button is clicked. For submenus see <<Get Submenu(index).

db<<Get Menu Script

Returns the menu script attached to the calling object.

db<<Get Page Setup()

Returns the page setup settings.

Example

The example below creates a new window and returns the page setup configuration.

```
w = New Window( "Window",  
               Text Box( "Page Setup Test" )  
             );  
w << get page setup();
```

The results of the message:

```
{Margins( {0.75, 0.75, 0.75, 0.75} ), Scale( 1 ), Portrait( 1 ),  
 Paper Size( "Letter" )}
```

db<<Get Picture

Captures *db* as a Picture Object.

db<<Get RTF

Returns a string containing RTF source for the box.

db<<Get Script

Returns the script for recreating the display box.

db<<Get Size

Returns either { x, y } or { h, v } in pixels:

```
xy = DisplayBox << Get Size;
```

Returns x and y in pixels:

```
{ x, y } = DisplayBox << Get Size;
```

db<<Get Submenu (index)

Returns the number of submenu items under the given menu item.

Example

The example below creates a menu containing "A", "B", and "C" with "A" having a submenu "A1" and "A2" and "B" having a submenu "B1", "B2", and "B3". <<Get Submenu(inc) returns the number of submenu items under each indexed menu item.

```
New Window( "Title", obj = Outline Box( "title" ) );
submenus = { };
obj << Set Menu Script(
    { "A", "", "A1", Print( "A1" ), "A2", Print( "A2" ),
      "B", "", "B1", Print( "B1" ), "B2", Print( "B2" ), "B3", Print( "B3" ),
      "C", Print( "C" ) }
);
obj << Set Submenu(1, 2); // menu A with 2 items in submenu A1 and A2
obj << Set Submenu(4, 3); // menu B with 3 items in submenu B1, B2, and B3
For( inc = 1, inc <= N Items( Words( obj << Get Menu Script, "," ) ), inc++,
    Insert Into( submenus, obj << Get Submenu(inc) );
);
submenus;
{ 2, 0, 0, 3, 0, 0, 0, 0, 0, 0, 0, 0, 0, 0, 0 }
```

The log output indicates that index(1) contains two submenu items and index(3) contains three submenu items.

db<<Get Text

Returns a string containing the text of the box.

db<<Inval

Invalidates the display box area in the window. The window is updated the next time the operating system has an opportunity to update windows (for example, when the user resizes the display box).

Notes

Consider including the new message <<Update Window rather than including Wait(0). The problem with using Wait(*n*) is knowing how large *n* should be.

Many display box messages, such as <<Set Text, automatically mark the box as invalid, so the <<Inval message is usually unnecessary. Some interactive scripts that use sliders with JSL callbacks may need <<Update Window to keep various parts of the display synchronized with the slider.

db<<Journal

Appends the box to the journal.

db<<Journal Window

Appends the containing window of the display box to the journal; compare with Journal.

db<<Move Window(x, y)

Moves the window to the (x,y) location on your screen.

db<<Page Break

Inserts a page break before the box.

db<<Parent

Returns the parent of this display box.

db<<Prepend(db2)

Add *db2* to the display tree before *db*.

db<<Reshow

Invalidates the display box's area in the window and immediately removes invalid areas from the window.

db<<Save Capture("path", <"format">, <Add Sibling(n)>)

Saves the display box as a graphic to the specified "*path*" in the specified "*format*". The optional Add Sibling argument adds the number of sibling display boxes to include in the capture. The default value is 1, which captures only the specified display box. Note that the specified portion of the report is not guaranteed to be scrolled into view or unobstructed by other windows. If the display box is not visible, the saved graphic will not contain the contents that you expect.

db<<Save HTML(" " | "path", "format")

Saves HTML source and folder of graphics in "*format*" specified.

db<<Save Interactive HTML("path")

Saves the display box as a web page that includes interactive HTML 5 features. Non-JMP users can then explore the data.

Examples

```
biv = Bivariate( y( weight ), x( height ) );
rbiv = (biv << report);
rbiv << Save Interactive HTML( "f:\MyInteractiveHTML.htm");
```

To include By groups, follow this example:

```
biv = Bivariate( y( weight ), x( height ) );  
Current Report() << Save Interactive HTML( "f:\MyInteractiveHTML.htm");
```

```
db<<Save Journal( "" | "path" )
```

Saves journal source for the box.

```
db<<Save MSWord( "pathname", Native )
```

Saves the display box as a Microsoft Word document. (Windows Only)

```
db<<Save Picture( "" | "pathname", "format" )
```

Saves a picture of the box.

Notes

On Windows, the Windows Specific preferences determine the resolution (or DPI), or you can run the following script:

```
Pref( Save Image DPI( <number> ) );
```

On Macintosh, the operating system determines the DPI.

```
db<<Save Presentation( "path", <template( "path" )>, <(Insert( "Begin" | "End" | N ) | Replace( "Begin" | "End" | N ) | "Append" )>, <Outline Titles( "None" | "Hide" | "TopLeft" | "TopRight" | "BottomLeft" | "BottomRight" )>, <format> )
```

Saves display boxes in a Microsoft PowerPoint presentation. You can open the file in any presentation software program.

Arguments

path The quoted location of the saved file. You must include the .pptx extension in the filename. An existing file with the same name is overwritten.

template Optional. The quoted path name and file name of a custom PowerPoint template. Without this argument, JMP uses the default template located in the pptx folder of the installation directory.

Include a simple table in your template, or a default table format is applied to report tables. For an example on Windows, see /pptx/JMPExportTemplate.pptx in the JMP installation folder.

Insert Optional. Determines where the slides are inserted in an existing presentation.

- *n* inserts the slides as the *n*th slide number.
- "Begin" inserts the slides at the beginning of the presentation.

- "End" inserts the slides at the end of the presentation.

Replace Optional. Determines which slides are replaced in an existing presentation. The arguments are *n*, "Begin", and "End" as described for Insert.

Append Optional. The slides are inserted at the end of an existing presentation.

Outline Titles Optional. The location of the outline titles on the slide. By default, outline titles appear in the bottom left corner of the slide.

- "None" omits the slide title above the graphic and the outline titles.
- "Hide" omits the outline titles.
- "TopLeft", "TopRight", "BottomLeft", "BottomRight" determine the position of the outline titles on the slide. The outline title and its parent titles are included.

format Optional. The quoted format of the embedded graphics. Options are "Native", "EMF", "PNG", "JPG", "BMP", "GIF", "TIF". On Windows, the native format is EMF. On Macintosh, the native format is PDF. See "Notes" for compatibility issues. Without this argument, JMP applies the "Image Format for PowerPoint" General preference.

Notes

Windows does not support the native PDF graphics produced on Macintosh. Macintosh does not support the native EMF graphics produced on Windows. For cross-platform compatibility, specify "PNG", "JPG", "GIF", or "TIF".

db<<Save RTF("" | "pathname", "format")

Saves RTF source with graphics in "*format*" specified.

db<<Save Text("" | "pathname", "format")

Saves a file containing the text of the box.

db<<Scroll Window(x, y)

Scrolls the containing window.

db<<Select

db<<Deselect

Selects (highlights) or deselects the box.

db<<Set Menu Item State(index, 0 | 1 | -1)

Sets the popup menu item at index to be normal (0), checked (1), or disabled (-1).

```
db<<Set Page Setup<margins(left, right, top, bottom)>,
<scale(s)>,<portrait(Boolean)>, <paper size("paper")>
db<<Set Page Setup<margins({left, right, top, bottom})>,
<scale(s)>,<portrait(Boolean)>, <paper size("paper")>
```

Sets the page settings. Margins are set in inches. Scale variable *s* is a number in the range of 10 (for 1000%) to 0.2 (for 20%) with the default as 1 (for 100%). If portrait is True the page is oriented for portrait, otherwise the page is landscape. Paper size is a string specifying the paper size, for example, "Letter" or "Legal".

Example

The example below creates a new window and configures the page setup.

```
w = New Window( "Window",
  Text Box( "Page Setup Test" )
);
w << Set page setup(
  margins( 1, 1, 1, 1 ),
  scale( 1 ),
  portrait( 1 ),
  paper size( "Letter" )
);
```

```
db<<Set Submenu (index, submenu count)
```

Sets the submenu items for the item (specified by index number) by specifying the number of items in the submenu.

Example

The example below creates a menu containing "A", "B", and "C" with "A" having a submenu "A1" and "A2" and "B" having a submenu "B1", "B2", and "B3".

```
New Window( "title", ob = Outline Box( "title" ) );
submenus = { };
ob << Set Menu Script(
  {"A", "", "A1", Print( "A1" ), "A2", Print( "A2" ),
  "B", "", "B1", Print( "B1" ), "B2", Print( "B2" ), "B3", Print( "B3" ),
  "C", Print( "C" )}
);
ob << set submenu(1, 2); // menu A with 2 items in submenu A1 and A2
ob << set submenu(4, 3); // menu B with 3 items in submenu B1, B2, and B3
```

```
db<<Set Report Title("title")
```

Sets a new title.

Show Properties(db)

Shows the messages a given display box can interpret.

db<<Sib

Returns the sibling of the box.

db<<Sib Append(db2)

Appends a display as a sibling to this one. The argument must evaluate to a display box owner or reference.

db<<Size Window(x, y)

Resizes the containing window.

db<<Update Window

Updates the window that holds the display box (and possibly other windows as well, depending on the operating system) if there are invalidated regions. Previously invalidated box areas are redrawn with their new content.

Notes

In some interactive JSL scripts that combine sliders with JSL callbacks, you might need to use <<Update Window to keep parts of the display synchronized with the slider.

db<<Zoom Window

Resizes the window to be large enough to show all of its contents.

Axis Boxes

axis box<<Axis Settings(<named_arguments>)

Opens the axis specification window or specifies axis settings such as tick marks and axis labels.

If no arguments are included, the axis specification window appears.

Otherwise, specify named arguments for each axis.

- Specify the Y axis as `axis box(1)`.
- Specify the X axis as `axis box(2)`.

The following example creates a bivariate plot and defines settings for the X and Y axes.

```
Open( "$SAMPLE_DATA/Big Class.jmp" );  
biv = Bivariate( X( :height ), Y( :weight ), FitLine );
```

```
rbiv = biv << report;  
xaxis = rbiv[axis box( 2 )];  
yaxis = rbiv[axis box( 1 )];  
xaxis << Axis Settings( Show Major Grid( 1 ) );  
yaxis << Axis Settings( Decimal( 10, 3 ) );
```

axis box<<Add Axis Label("string")

Adds an axis label with the specified string.

axis box<<Add Ref Line(*number*, "*linestyle*", <"color">, <"label">, <width>)

Adds a reference line at *number* in the *linestyle* ("Solid" | "Dashed" | "Double"), "*color*" (using "*color name*" or *index number*), "*label*", and *width* (in pixels) specified.

Note: When a reference line is added that uses the same "*label*" as an existing reference line, the existing reference line is removed and the new line added.

axis box<<Decimal(*width*, *decimalplaces*)

Changes the numeric format for axis values.

axis box<<Format("name")

Changes to the numeric format given by "*name*".

axis box<<Inc(*n*)

Sets the increment between ticks.

axis box<<Interval("*format*")

Specifies the units used for Inc() with date/time formats: "Numeric", "Year", "Quarter", "Month", "Week", "Day", "Hour", "Minute", or "Second".

axis box<<Label Orientation("*format*")

Description

Rotates the axis label to one of the following quoted formats: "Automatic" (based on the width of the label), "Horizontal", "Vertical", "Perpendicular", "Parallel", and "Angled".

axis box<<Major Grid Line Color("*color*")

Sets the color for the major grid (if enabled) using either the "*color name*" or index number.

axis box<<Max(max)

Changes the maximum value on the axis.

axis box<<Minor Grid Line Color("color")

Sets the color for the minor grid (if enabled) using either the "*color name*" or index number.

axis box<<Min(min)

Changes the minimum value on the axis.

axis box<<Minor Ticks(*number*)

Specifies the *number* of minor tick marks between major tick marks.

axis box<<Remove Axis Label

Removes any label added with Add Axis Label.

axis box<<Reverse Scale(Boolean)

Reverses the normal scale direction so that the highest value is on the left or bottom (that is, closest to the origin).

axis box<<Revert Axis

Restores the axis' original settings (from time of creation).

axis box<<Scale("type")

Changes the scale of the axis to *type* ("Linear" | "Log" | "Exp Prob" | "Weibull Prob" | "Logistic Prob" | "Frechet Prob" | "Normal" | "Cube Root" | "Johnson Su Scale" | "Geodesic" | "Geodesic US" | "Custom Scale" | "Power").

If the type is Custom Scale, this message expects two additional clauses: Scale to Internal(expr) and Scale to External(expr).

axis box<<Tick Font("name", <size>, <"style" | "style style...">, "<angle>")

Sets the font name and properties for tick marks. To specify more than one style, include a space between each style and place them in quotes.

axis box<<Show Labels(Boolean)

Shows or hides labels for the axis values.

axis box<<Show Major Grid(Boolean)

Adds or removes grid lines at the major tick values.

axis box<<Show Major Ticks(Boolean)

Shows or hides major tick marks.

axis box<<Show Minor Grid(Boolean)

Adds or removes grid lines at the minor tick values.

axis box<<Show Minor Ticks(Boolean)

Shows or hides minor tick marks.

axis box<<Tick Label List(<i>, {"text1","text2", ...},{n1, n2, ...})

Sets the values and positions of the axis tick labels.

The first (optional) integer, *i*, is the label row index. Leaving it out clears any existing label rows and creates one new one as specified. Including it allows you to override any particular label row; using an index higher than the current number of label rows adds a new label row on to the end.

The second list argument is the string titles for your labels.

The third list argument is optional and specifies the values corresponding to each label; if the value list is omitted, the labels will be on integer increments starting with 1.

Border Boxes

border box<<Set Background Color({R, G, B} | <"color">)

Sets the background color for a border box. Specify a "*color name*" or a list of RGB values. For example:

```
border box<<set background color("red");
```

or

```
border box<<set background color( {255, 192, 3} );
```

```
border box<<Set Color( {R, G, B} | <"color">)
```

Sets the border color for a border box. Specify a "*color name*" or a list of RGB values. For example:

```
border box<<set color("red");
```

```
border box<<Get Color
```

Gets the border color for a border box.

```
border box<<Set Style ("style")
```

Sets the border style for a border box. Specify the style as one of the following numbers or keywords: 0 ("Solid"), 1 ("Dotted"), 2 ("Dashed"), 3 ("DashDot"), or 4 ("DashDotDot"). For example:

```
border box<<Set Style("dotted");
```

```
border box<<Get Style
```

Gets the border style for a border box. For example:

```
border box<<Get Style;
```

Data Grid Boxes

```
dgb<<Set Data Table(<data_table>)
```

Sets the data table for the data grid box.

Frame Boxes

```
frame box<<Add Graphics Script(<order>,<"description">, <script>)
```

Description

Adds a script to draw graphics in the frame box.

Arguments

order An optional argument that specifies the order in which the graphics elements are drawn. The value can be the keyword **Back** or **Forward** or an integer that specifies the drawing order for a number of graphics elements. 1 means the object is drawn first.

description An optional string that appears in the Customize Graph window next to the graphics script.

script An optional JSL script.

Example

In the following example, the graphics script draws the line first and then draws the other graphics elements: the grid lines, references lines, and markers that create the bivariate plot. Without the 1 order argument, the line is drawn last and covers up the markers.

```
dt = Open( "$SAMPLE_DATA/Big Class.jmp" );
obj = Bivariate( Y( :weight ), X( :height ) );
Report( obj )[FrameBox( 1 )] <<
Add Graphics Script(
    1, // draws the line first
    Description( "Pen Script" ),
    Pen Color( "red" );
    Pen Size( 5 );
    Y Function( 60 + 120 / 2 * (1 + Sine( (2 * Pi() * (x - 50)) / 22.5 )), x );
);
```

frame box<<Append Seg

Adds a display seg to the specified Frame Box.

frame box<<Background Color({R, G, B} | <"color">)

Changes the background color. Specify a "*color name*" or a list of RGB values.

frame box<<Child Seg

Returns the display seg child of the Frame Box.

frame box<<Edit Graphics Script

Brings up a dialog box to view, edit, or delete the current graphics scripts.

frame box<<Find Seg

Returns a display seg with the specified argument (for example, the name of a seg).

frame box<<Frame Size(x, y)

Resets the size of the frame, in pixel units.

frame box<<Marker Size(size)

Changes the marker size.

```
frame box<<Row Colors(color)
```

```
frame box<<Row Markers(marker)
```

```
frame box<<Row Exclude
```

```
frame box<<Row Hide
```

```
frame box<<Row Label
```

Forwards commands to the data table associated with the report, so that the row states of selected rows can be manipulated. For <<Row Exclude, <<Row Hide, and <<Row Label, omitting the argument toggles the option. If the option is off, the message turns it on. If the option is on, the message turns it off.

```
frame box<<X Axis(min, max, inc, named arguments)
```

Scales the X coordinate system.

```
frame box<<Y Axis(min, max, inc, named arguments)
```

Scales the Y coordinate system.

Matrix Boxes

```
matrix box<<Get
```

Returns the matrix contents.

```
matrix box<<Make Into Data Table(<Invisible(Boolean)>)
```

Turns the matrix into a new data table. The optional argument Invisible(), if True, hides the data table from view but shows it in the Window List pane. If False, the Invisible() argument shows the data table and it is listed in the Window List pane.

```
matrix box<<Set Format(width, decimalplaces)
```

Sets the numeric format for matrix elements.

```
matrix box<<Sort(column_num, ascending_bool)
```

Sorts the rows of the matrix based on the column number specified by column_num. The default sort order is ascending.

If column_num is 0, the sort is removed.

If ascending_bool is "True", the sort is performed in ascending order. If ascending_bool is "False", the sort is in descending order.

Nom Axis Boxes

`nom axis box<<Divider Lines(Boolean)`

Adds or removes divider lines between labels in the axis box.

`nom axis box<<Lower Frame(Boolean)`

Adds or removes a lower frame around the axis.

`nom axis box<<Rotated Tick Labels(Boolean)`

Rotates or unrotates the labels at each tick value.

Number Col Boxes

`number col box<<Add Element(item)`

Adds the item to the Number Col Box. Item can be a single number, a list of numbers, or a matrix of numbers.

`number col box<<Get`

`number col box<<Get(i)`

Gets the values in a list, or the *i*th value.

`number col box<<Get As Matrix`

Gets the values in a matrix, specifically a column vector.

`number col box<<Get Format`

Returns the current format (*width, decimalplaces*). A *decimalplaces* > 100 indicates date/time values.

`number col box<<Get Heading`

Returns the column heading text.

```
number col box<<Set Format(width, decimalplaces)
```

```
number col box<<Set Format("format", width)
```

Sets the format. Set *decimalplaces* > 100 for date/time values. Set *decimalplaces* = 97 for *p*-value format.

For example,

```
<< Set Format( 10, 2)
```

```
<< Set Format( "Scientific", 10 )
```

```
number col box<<Set Heading("string")
```

Changes the column heading text.

Outline Boxes

```
outline box<<Close(Boolean)
```

Closes the outline box.

```
outline box<<Close All Below
```

Closes all the node's child nodes.

```
outline box<<Close All Like This
```

Closes all nodes similar to this outline box.

```
outline box<<Close Where No Outlines
```

Closes all nodes that do not have children.

```
outline box<<Get Title
```

Gets the title of the outline box.

```
outline box<<Horizontal(Boolean)
```

Horizontally aligns the node's children.

```
outline box<<Open All Below
```

Opens all the node's child nodes.

```
outline box<<Open All Like This
```

Opens all nodes similar to this outline box.

```
outline box<<Set Menu Script({"string1", script1,"string2", script2,  
...})
```

Adds an entry to the menu when the red triangle on an outline box is selected.

```
outline box<<Set Title("text")
```

Changes the title of the outline box.

Panel Boxes

```
panel box<<Get Title
```

Gets the title of the panel box.

```
panel box<<Set Title("text")
```

Changes the title of the panel box.

Plot Col Boxes

```
plot col box<<Get As Matrix
```

Gets the values in a matrix, specifically a column vector.

```
plot col box<<Set Values([matrix] or {list})
```

Sets values for the matrix (for numeric variables) or list (for character variables).

Slider Boxes and Range Slider Boxes

```
slider box<<Get(<index>)
```

```
range slider box<<Get Lower(<index>)
```

```
range slider box<<Get Upper(<index>)
```

Returns the current floating-point value of the slider.

```
slider box<<Set(n, <index>, <run script(0|1)>)
```

```
range slider box<<Set Lower(n, <index>, <run script(0|1)>)
```

```
range slider box<<Set Upper(n, <index>, <run script(0|1)>)
```

Sets the floating-point value of the slider. `run script(0|1)` controls whether an on-change script runs after the `<<Set`, `<<Set Lower`, or `<<Set Upper` message.

```
slider box<<Get Min()
```

Returns the minimum value possible for the range slider and slider.

```
slider box<<Set Min()
```

Sets the minimum value possible for the range slider and slider.

```
slider box<<Get Max()
```

Returns the maximum value possible for the range slider and slider.

```
slider box<<Get Var
```

```
range slider box<<Get Lower Var
```

```
range slider box<<Get Upper Var
```

Returns the variable name associated with the slider.

```
slider box<<Set Max()
```

Sets the maximum value possible for the range slider and slider.

```
slider box<<Set Script(<script>)
```

Sets a script to be run when the range sliders and slider is updated.

```
slider box<<Set Var(slider_var)
```

```
range slider box<<Set Lower Var(slider_var)
```

```
range slider box<<Set Upper Var(slider_var)
```

Sets the variable name associated with the slider.

String Col Boxes

```
string col box<<Add Element(item)
```

Adds the item to the String Col Box. Item can be a single quoted string, a list of quoted strings, or a matrix of quoted strings.

```
string col box<<Get
```

```
string col box<<Get(i)
```

Gets the values in a list, or the *i*th value.

```
string col box<<Get Heading
```

Returns the column heading text.

```
string col box<<Set Heading("text")
```

Changes the column heading *text*.

Tab Boxes

```
tab box<<Get Tab Margin()
```

Returns a list of the current margins in pixels for the tab box in this order: {left, top, right, bottom}.

```
tab box<<Set Style("tab" | "combo" | "outline" | "vertical spread" |  
"horizontal spread" | "minimize size")
```

Changes the appearance of the tab box from a tab to a combo box or outline node.

"vertical spread" and "horizontal spread" change the orientation of the tab title.

"minimize size" bases the tab style on the width of the tab title. See the *Scripting Guide* for an example.

```
tab box<<Set Tab Margin(n|{...})
```

Sets the tab margin for the tab box. If a single number is specified, all four margins are set to that number of pixels. If a list of two numbers is specified, the left and right margins are set to the first number, and the top and bottom margins are set to the second number. If a list of four numbers is specified, the margins are set in this order: {left, top, right, bottom}.

tab box<<Show Tabs(0|1)

Shows or hides the tabs for tab boxes. If you hide the tabs, you need to provide another way to select and show tabs. For example, a list box that contains a list of references to the tabs. The default value is 1.

Table Boxes

table box<<Get

Gets the entries of the table in list form.

table box<<Get As Matrix

Gets the numeric entries of the table in matrix form.

table box<<Get Locked Columns

Returns the number of columns that cannot be dragged with the hand cursor or have any columns dropped before them.

table box<<Get Row Change Function

Returns the expression that is evaluated when a row is selected.

table box<<Get Selectable Rows

Returns True if the table box currently allows row selection.

table box<<Get Selected Row Color

Returns the index number of the background color of the selected rows in the table box.

table box<<Make Combined Data Table

Same as Make Data Table, but also searches the report for report tables with the same columns and combine all of these into the new data table.

table box<<Make Data Table(name)

Turns the table entries into a new data table.

table box<<Set Row Change Function

Sets the expression that is evaluated when a row is selected.

```
table box<<Set Cell Changed Function(Function({this, col box,
row},<script>;))
```

Sets a function that is called whenever the user edits a cell in a column in a table.

Example

This example prints to the log the old and the new values for the changed cell.

```
Names Default To Here( 1 );
New Window( "Mountains",
  tb = Table Box(
    String Col Edit Box(
      "Mountain",
      {"K2", "Delphi", "Kilimanjaro",
      "Grand Teton"}
    ),
    Number Col Edit Box(
      "Elevation (meters)",
      {8611, 681, 5895, 4199}
    ),
    Plot Col Box( "", {8611, 681, 5895, 4199} )
  )
);
tb <<
Set Cell Changed Function(
  Function( {this, col, row},
    Print(
      (col << get heading) || ": row:" ||
      Char( 3 ) || " is now " ||
      Char( col << get( row ) )
    )
  )
);
```

```
table box<<Set Locked Columns(n)
```

Locks the first n columns. You cannot drag the locked columns or drag columns before them.

```
table box<<Set Selectable Rows(Boolean)
```

Makes the rows of the Table Box selectable or not.

```
table box<<Set Selected Row Color("color")
```

If the rows of the Table Box are selectable (Set Selectable Rows(True)), sets the background color for the selected rows.

Text Boxes

text box<<Font Color(n)

Sets the color for Text strings.

text box<<Get Hidden State

Returns the current state of a text box.

text box<<Get Text

Returns the string content of the box.

text box<<Get Tip

Returns the tooltip for the text box (or a text edit box).

text box<<Markup

Returns text formatted with the specified HTML tags. The HTML must be well-formed; make sure you close nested tags correctly.

The following example returns text formatted in bold, italic, and underlined.

```
w = New Window("Formatted Text",  
  Text Box("This is <b>bold</b> text. This is <b><i>bold italic</i></b> text.  
  This is <u>underlined</u> text.",  
  <<Markup) );
```

text box<<Rotate Text("direction")

Rotates the text 90 degrees "left" or "right", or returns it to the horizontal.

text box<<Set Font("name", <size>, <style | "style style...">, <angle>)

Sets the font name and properties for text strings. To specify more than one style, include a space between each style and place them in quotes.

text box<<Set Font Size(n)

Sets the font size in points for text strings.

```
text box<<Set Font Style("style" | "style style...")
```

Sets the font style for text strings. To specify more than one style, include a space between each style and place them in quotes. Integers are backwards compatible but not recommended for new scripts.

```
text box<<Set Script(script)
```

Associate a script to a text box. The script executes when the user hits enter (or the text edit box otherwise loses focus).

```
text box<<Set Text("string")
```

Changes the string content of the box.

```
text box<<Set Tip("string")
```

Sets the tooltip for the text box (or a text edit box).

```
text box<<Set Wrap(n)
```

Set the wrap point, in pixels, in pixels (*n*).

Windows

```
window<<Bring Window to Front
```

Brings the window to the front.

```
window<<Close Window(<nosave>)
```

Closes the window. If the optional argument *nosave* is specified, the window (journal, project, and so forth) is closed without saving or prompting.

```
window<<Get Content Size
```

Returns the size of the window's contents.

```
window<<Get Window Icon
```

Returns the name of the window's icon.

```
window<<Get Window Position
```

Returns the position of the window.

window<<Get Window Size

Returns the size of the window.

window<<Get Window Title

Returns the title of the window.

window<<Inval

Invalidate the display box. The window updates either when the <<Update Window message is sent or when the operating system has time for the update. See <<Reshow for another method.

window<<Maximize Display

Maximizes the window.

window<<Maximize Window

Maximizes the window.

window<<Minimize Window

Minimizes the window.

window<<Move Window(x, y)

Moves the window to the specified position.

window<<On Close(script)

Runs the script when the window is closed.

window<<Pad Window(Boolean)

Turns padding around a window's contents on (1) or off (0). The default value is off.

window<<Print Window

Prints the window to the default printer. Note that the Print window is not opened and user input is not required.

window<<Reshow

Invalidates the display box and updates the window with the new content. See <<Inval and <<Update Window messages if more control over timing of the update is required.

window<<Set Main Window

Sets the specified window as the default window that appears when JMP is run.

window<<Set Window Icon("icon name")

Sets the window's icon as specified.

window<<Set Window Size(x, y)

Resizes the window.

window<<Show Window(0|1)

1 shows the window (brings it to the front). 0 hides the window. If the window is also minimized (on Windows) or docked (on Macintosh), showing the window restores it to the normal state and brings it to the front.

window<<Size Window(x, y)

Resizes the window.

window<<Update Window

Updates or refreshes the window holding the display box if there are invalidated regions. See also <<Inval and <<Reshow messages for additional methods.

window<<Window Class Name

Returns the name of the window class for the display box. Valid responses include: DataTable, FormulaEditor, Starter, Journal, Layout, Launcher, Report, Dialog, DialogWithMenu, ModalDialog, FindReplace, User, Generic, ToolWindow, FindReplace, AppBuilder, and Debugger.

window<<Zoom Window

Resizes the window to be large enough to show all of its contents.

Dynamic Link Libraries (DLLs)

dll object<<Call DLL(function_name, signature, arguments)

Calls the specified function in the DLL with the specified signature and arguments.

dll object<<Declare Function("name", <named_arguments>)

Declares the return type and argument types for the specified function so that it can be successfully invoked. You can use one of the named arguments for **Convention: STDCALL** or **PASCAL**, or **CDECL**. The *type* argument for **Returns** takes the same named arguments as **Arg**.

Named Arguments

Alias("name")

Arg(type, <"description">, <access_mode>, <array>) **Arg** is optional and can appear multiple times, once for each argument to be sent to the function.

Type is one of these keywords that specifies the argument type: **Int8**, **UInt8**, **Int16**, **UInt16**, **Int32**, **UInt32**, **Int64**, **UInt64**, **Float**, **Double**, **AnsiString**, **UnicodeString**, **Struct**, **IntPtr**, **UIntPtr**, or **ObjPtr**.

"description" is an optional string that describes the argument for reference.

access_mode is an optional keyword that specifies how the argument is passed. **input** specifies that the argument is passed by value. **output** specifies that the argument is passed by address with the initial value undefined. **update** specifies that the argument is passed by reference and the value of the JSL variable is set as the initial value. The default value is **input**.

array is an optional keyword. It is valid only if the **Type** is specified as **Double** and the **access_mode** is specified as either **input** or **update**. Specifies that the exported function expects an array of doubles.

Convention(calling_convention) An optional keyword that specifies the calling convention: **STDCALL** or **PASCAL**, or **CDECL**. The default value is **STDCALL**. **STDCALL** and **PASCAL** are equivalent.

MaxArgs(n) An optional integer that specifies the maximum number of arguments that can be supplied.

MinArgs(n) An optional integer that specifies the minimum number of arguments that can be supplied.

Returns(type) Optional. Specifies the data type that the function returns: **Int8**, **UInt8**, **Int16**, **UInt16**, **Int32**, **UInt32**, **Int64**, **UInt64**, **Float**, **Double**, **AnsiString**, **UnicodeString**, **Struct**, **IntPtr**, **UIntPtr**, or **ObjPtr**.

StackOrder(order) Optional keyword that specifies the order in which arguments are to be placed on the stack when calling the function. Valid values are **L2R** (left-to-right) and **R2L** (right-to-left). The default value is **R2L**.

StackPop(pop) Optional keyword that specifies how the exported function expects the stack to be cleared after the function returns. Valid values are **CALLER** and **CALLEE**. The default value is **CALLEE**.

StructArg(Arg(...), <Arg(...)>, ..., <access_mode>, <pack_mode>, <"description">) Optional and can appear multiple times. If an exported DLL function requires that a structure argument be passed in as an argument, use **StructArg** to declare the structure members. The **Arg** arguments use the same syntax as for **Arg** arguments to **DeclareFunction** (one for each structure member), an **access_mode** indicator and a **pack_mode** indicator.

access_mode is an optional keyword that indicates whether the struct argument should be passed by value (**input**) or by reference (**update**).

pack_mode is an optional integer that determines how the structure is packed. Valid values are 1, 2, 4, 8, and 16. The default value is 8.

description is an optional, quoted string that contains a description of the structure for reference.

dll object<<Get Declaration JSL

Sends the declaration JSL from the DLL object to log.

dll object<<Load DLL("path" <,AutoDeclare(Boolean | Quiet | Verbose)>>)

dll object<<Load DLL("path" <, Quiet | Verbose>)

Loads the DLL from the specified path.

path A quoted pathname that specifies where to load the DLL.

AutoDeclare(Boolean | Quiet | Verbose) Optional argument. **AutoDeclare(1)** and **AutoDeclare(Verbose)** write verbose messages to the log. **AutoDeclare(Quiet)** turns off log window messages. If you omit this option, verbose messages are written to the log.

Quiet | Verbose Optional argument. When you use **Declare Function()**, this option turns off log window messaging (**Quiet**) or turns on log window messaging (**Verbose**).

dll object<<Show Functions

Sends the declared functions for the DLL object to the log.

dll object<<Unload DLL

Unloads the DLL.

Images

The Scripting Index provides examples for processing images. In JMP, select **Help > Scripting Index** to view this interactive resource.

Additional resources are available from the JMP File Exchange at <https://community.jmp.com/community/file-exchange>.

img<<Crop(Left(pix), Right(pix), Top(pix), Bottom(pix))

Creates a new image from an existing image to the specified dimensions (in pixels).

img<<Filter("name", <n>)

Filters the image based on the specified algorithm. Filtering is useful for cleaning up noise in the image.

Note: All of the JMP image filters are supported at the operating system level. Images that are processed on Windows might differ from images processed on Macintosh.

Argument

name A quoted string contains the name of a JMP image filter. The following filters are available:

- "despeckle" removes defects (that is, speckles) from a scanned or captured image (for example, scratches, dust, etc.).
- "edge" identifies pixels in an image where the brightness changes sharply and darkens pixels with no sharp change. Edge detection is used to detect changes in surface, depth, material, and lighting.
- "enhance" reduces the contrast between pixels in a noisy image.
- "median" reduces noise (that is, the random variation) and smooths an image by comparing each pixel's brightness with its neighbors' and, if the value is very different, replaces it with the average of the neighbors' values.
- "negate" creates the negative of the color or gray-scale image by changing each pixel color to its complementary color.
- "normalize" changes a color image's pixels to use the full range of the file format's number system. Normalization will make the image's colors more intense.
- "sharpen" reduces blur by sharpening edges of an image.
- "contrast", n brightens or darkens an image. A higher number (>0.0) brightens an image; a lower number (<0.0) darkens an image.

- "gamma", *n* corrects the image visual display (brightness and intensity) to account for differences in monitor hardware. A higher number (> 1.0) lightens the image; a lower number (< 1.0) darkens the image.
- "reduce noise", *n* reduces the random variation (or noise) that occurs with higher ISO sensitivity or longer exposure times.
- "gaussian blur", *radius*, *sigma* reduces image noise and detail creating a smoother image. Radius is equal to the blur radius around each pixel and sigma is the standard deviation of the Gaussian distribution. Gaussian blur is commonly used when resizing or performing edge detection.

img<<Flip Both

Flips the image from left to right and top to bottom.

img<<Flip Horizontal

Flips the image from left to right.

img<<Flip Vertical

Flips the image from top to bottom.

img<<Get Size**img<<Size**

Returns a list containing the width and height (in pixels) of the image.

img<<Rotate(degrees)

Rotates the image by the specified number of degrees.

img<<Save Image("filepath")

Saves the image to the specified "*path*" and "*filename*".

img<<Scale(*n*, <*n*>)

Resizes the image by the specified dimensions. Provide one argument to resize both the width and height. Provide two arguments to resize the width and height separately.

Examples

```
img = New Image( "$SAMPLE_IMAGES/tile.jpg" );  
xs = 2;  
img << Scale( xs );  
New Window( "Tile x 2", img );
```

```
// Scale image width by 2 and height by 1/2
img = New Image( "$SAMPLE_IMAGES/tile.jpg" );
img << Scale( 2, 0.5 );
New Window( "Tile squished", img );
```

Notes

Using `Scale` is an alternative to getting the size of the image, multiplying by the scale factor, and then setting the size.

`img<<Set Size(width, height)`

Resizes the image to the specified dimensions (in pixels). To scale the image proportionally, specify a width and height that correspond to the aspect ratio in the original image.

`img<<Transparency(fraction)`

Sets the transparency for the image where the fraction is between 0.0 (full transparency) to 1.0 (no transparency).

Platforms

`obj<<Bring Window To Front`

Brings the current window to the front.

`obj<<Close Window`

Closes window identified by *obj*, typically a platform surface.

`obj<<Column Switch(default column, {col 1, col 2, ...})`

Adds a control panel to a platform for switching variables.

`obj<<Data Table Window`

Makes the associated data table window active (front-most).

`obj<<Get Data Table`

Returns a reference to the data table.

`obj<<Get Script`

Returns script to reproduce the analysis as an expression.

obj<<Get Web Support

Returns the score for the display tree that is about to be saved as interactive HTML. Possible values are -1 (unsupported), 0 (supported), and 1 (supported). If the score does not equal -1, interactive HTML is supported and <<Save Interactive HTML() can be used.

obj<<Get Window Position

Gets the position of the window. Returns an ordered pair.

obj<<Get Window Size

Gets the window size, in pixels. Returns an ordered pair.

obj<<Journal Window

Appends the contents of the window to the journal.

obj<<Maximize Window

Maximizes the window. Equivalent to pushing the maximize button in the corner of the window. This message takes an optional Boolean argument:

```
// maximize the window:  
obj<<Maximize Window(1)  
// restore the window:  
obj<<Maximize Window(0)
```

obj<<Minimize Window

Minimizes the window. Equivalent to pushing the minimize button in the corner of the window. This message takes an optional Boolean argument:

```
// minimize the window:  
obj<<Minimize Window(1)  
// restore the window:  
obj<<Minimize Window(0)
```

obj<<Move Window(x, y)

Moves the window to the (x,y) location on your screen.

obj<<Print Window

Sends the selected window to the printer.

obj<<Redo Analysis

Launches the platform again with the same options.

obj<<Report**Report(obj)**

Returns a display box reference for the report in the platform window.

obj<<Save Script for All Objects

Saves script to reproduce all analyses found within the object's window in the Script Journal window.

obj<<Save Script to Datatable

Saves script to reproduce analysis as a property in the associated data table.

obj<<Save Script to Report

Saves script to reproduce analysis as a text box at the top of the report.

obj<<Save Script for All Objects to Data Table

Saves a script for all report objects to the current data table. The script is named after the platform unless you specify the script name in quotes.

```
obj << Save Script for All Objects To Data Table("My Script")
```

obj<<Save Script to Script Window

Saves a script to reproduce analysis in the Script Journal.

obj<<Scroll Window(x, y)**obj<<Scroll Window({x, y})**

Scrolls the window x pixels to the left and y pixels down from the current position.

obj<<Show Window(0|1)

1 shows the window (brings it to the front). 0 hides the window. If the window is also minimized (on Windows) or docked (on Macintosh), showing the window restores it to the normal state and brings it to the front.

obj<<Size Window(x, y)

Resizes the window to *x* pixels wide by *y* pixels high.

obj<<Zoom Window

Resizes the window to be large enough to show all of its contents.

Response Screening

obj<<Get PValues

Returns a reference to a PValues table.

obj<<Save PValues

Stores the *p*-values in an output data table.

obj<<Save Compare Means

Stores the means comparisons in an output data table.

obj<<Save Mean

Stores the means in an output data table.

obj<<Save Outlier Indicator

Saves Outlier Indicator for each fit.

obj<<Save Std Residuals

Saves the residual formula for each fit.

obj<<Select Columns

Select columns in the original table corresponding to selected rows in this table.

Tabulate

obj<<Display Column Width(<Data Column(Column Table(n), "colname_path"), Row Label(Row Table(n), "colname_path")>, <width>)

Returns or sets the display pixel width of a column in a Tabulate table.

Argument

data column Use Column Table and column references to define columns in the main body of the table.

row label Use Row Table and heading for columns in the row labels area.

colname_path An optional Column Table or Row Table, and the series of column headings that traces the path of the column. **Note:** Column table or row table can be omitted if the table referenced is the first table.

width The pixel width of the column.

Examples

```
dt = Open( "$SAMPLE_DATA/Car Poll.jmp" );
obj = Tabulate(
  Add Table(
    Column Table(
      Grouping Columns(
        :sex,
        :marital status
      ),
      Analysis Columns( :age ),
      Statistics( Sum, "% of Total" )
    ),
    Row Table( Grouping Columns( :type ) ),
    Row Table(
      Grouping Columns( :country, :size )
    )
  )
);
wait(3); //for demonstration purposes
obj <<
Display Column Width(
  Row Label( Row Table( 2 ), "country" ),
  150
);
wait(3); //for demonstration purposes
obj <<
Display Column Width(
  Data Column(Column Table(1), "sex","Female", "marital
status","Married","age","Sum"),
  150
);
```

R Integration Messages

The R interfaces are also scriptable using an R connection object. A scriptable R connection object can be obtained using the R `Connect()` JSL function.

rconn<<Control(Interrupt (1))

If `Async` is set to true (1) for R `Submit()`, this message immediately stops the execution of the R code that was submitted.

rconn<<Disconnect()

Disconnects this R connection.

rconn<<Is Connected()

Returns 1 if the R connection is active, 0 otherwise.

rconn<<Send("name", named_arguments)

Send the specified JMP variable to R.

Returns

0 if successful, nonzero otherwise.

Argument

name A quoted string contains the name of a JMP variable to send to R.

Arguments for Data Tables

Selected(0|1) Optional, Boolean. If true, sends only the selected rows from the referenced data table to R.

Excluded(0|1) Optional, Boolean. If true, sends only the excluded rows from the referenced data table to R.

Labeled(0|1) Optional, Boolean. If true, sends only labeled rows from the referenced data table to R.

Hidden(0|1) Optional, Boolean. If true, sends only hidden rows from the referenced data table to R.

Colored(0|1) Optional, Boolean. If true, sends only colored rows from the referenced data table to R.

Markered(0|1) Optional, Boolean. If true, sends only marked rows from the referenced data table to R.

Row States(0|1, <named arguments>) Optional. Includes a Boolean argument and optional named arguments. Sends row state information from the referenced data table

to R by adding an additional data column named "RowState". The row state value consists of individual settings with the values shown in Table 3.1.

Table 3.1 Row States

Multiple row states are created by adding together individual settings.	Selected = 1
	Excluded = 2
	Labeled = 4
	Hidden = 8
	Colored = 16
	Markered = 32
Arguments	Colors(Boolean) Optional, Boolean. If true, sends row colors and adds an additional data column named "RowStateColor".
	Markers(Boolean) Optional, Boolean. If true, sends row markers and adds an additional data column named "RowStateMarker".

rconn<<Send("name")
Send the specified JMP data file to R.

rconn<<Get("name")
Gets the specified variable from R.

Returns
The value of the specified variable.

Arguments
name A quoted string that contains the name of a JMP variable to be retrieved from R.

rconn<<Get Graphics("type")
Gets the last graphics object written to the R graph display window. The graphics object can be returned in different graphic formats.

Returns
A JMP picture object.

Arguments
type The format the R graph display window contents are to be converted to. Valid formats are "png", "bmp", "jpeg", "jpg", "tiff", and "tif".

rconn<<Submit("code", named_arguments)

Submits the R code.

Returns

0 if successful, nonzero otherwise.

Arguments

code A quoted string that contains the R code to submit.

Expand(0|1) Optional, Boolean. Performs an Eval Insert() on the R code before submitting the code.

Echo(0|1) Optional, Boolean. Echoes the R source lines to the JMP log. The default value is true.

Rconn<<Submit File("filepath")

Submits statements to R using the file in the "*filepath*".

Arguments

filepath A quoted string that contains the pathname to the file that contains R code to be executed.

rconn<<Execute({ list of inputs }, { list of outputs }, "code", named_arguments)

Submits the R code to the R connection using the list of inputs. Upon completion, a list of outputs is returned.

Returns

0 if successful, nonzero otherwise.

Arguments

{ list of inputs } List of JMP variable names to be sent to R as inputs.

{ list of outputs } List of JMP variable names to be retrieved from R as outputs.

code A quoted string that contains the R code to submit.

named_arguments See **rconn<<Submit("code", named_arguments)** on page 343.

rconn<<Control(named_arguments)

Controls the execution of R.

Returns

Void.

Argument

Echo(Boolean) Optional, Boolean. Echoes the R source lines to the JMP log.

rconn<<Get Version()

Gets the current version of R that is installed.

Returns

A vector of length 3 containing the R version number.

rconn<<JMP Name To R Name("name")

Maps a JMP Name to its corresponding R Name using R variable name naming rules.

Returns

A string that contains the R name.

Arguments

name A quoted string that contains the name of a JMP variable to be sent to R.

SAS Integration Messages

Metadata Server Objects

metaserver<<Disconnect()**Function**

Disconnects the metadata server.

Returns

Void.

metaserver<<Get Display Name()**Function**

Gets the display name of the metadata server.

Returns

A string.

metaserver<<Get Host Name()**Function**

Gets the host (machine) name of the metadata server.

Returns

A string.

`metaserver<<Get Port()`

Function

Gets the port used for the metadata server connection.

Returns

An integer.

`metaserver<<Get User Identity()`

Function

Gets the identify of the connected user as defined in metadata.

Returns

A string.

`metaserver<<Get User Name()`

Function

Gets the user name (login ID) that was used for the metadata server connection.

Returns

A string.

SAS Server Objects

`sasconn<<Assign Libref("libref", "path", engine, engine options)`

Function

Assign a SAS libref on this SAS server connection.

Returns

Void.

Arguments

See [“SAS Assign Lib Refs\("libref", "path", <"engine">, <"engine options">\)"](#) on page 216 in the “JSL Functions” chapter.

`sasconn<<Cancel Submit()`

Function

Cancels the currently running SAS Submit for this server that is presumably running asynchronously.

Returns

1 if a running submit was found and canceled; 0 otherwise.

sasconn<<Clear Log History()**Function**

Clears the SAS Log history for this server.

Returns

Void.

sasconn<<Clear Output History()**Function**

Clears the SAS Output history for this server.

Returns

Nothing

sasconn<<Connect(<named arguments>)**Function**

Attempt to reconnect a SAS server connection object that has become disconnected.

Returns

1 if the connection was successful, 0 otherwise.

Named Arguments

All named arguments are optional.

UserName("name") A quoted string that contains the user name for the connection.

Password("password") A quoted string that contains the password for the connection.

Prompt(Always|Never|IfNeeded) A keyword. **Always** means always prompt before attempt to connect. **Never** means never prompt even if the connection attempt fails (just fail with an error message going to the log), and **IfNeeded** (the default) means prompt if the attempt to connect with the given arguments fails (or is not possible with the information given).

sasconn<<Deassign Libref("libref")**Function**

De-assign a SAS libref on this SAS server connection.

Returns

Void.

Arguments

libref Quoted string that contains the library reference.

`sasconn<<Disconnect()`

Function

Disconnect this SAS server connection.

Returns

Void.

`sasconn<Does Module Exist("moduleName")`

Function

Determines whether the specified SAS module exists in the SAS installation represented by the SAS connection. This can be helpful in determining whether certain SAS products are installed. The SAS DATA Step function `MODEXIST` is used to determine module existence. Because `MODEXIST` is new for SAS 9.2, this function throws an exception if it is called for a SAS connection that is not version SAS 9.2 or later.

Returns

1 if the specified module is found to exist, 0 if it does not exist.

Argument

`moduleName` The quoted SAS module, the existence of which should be checked. Do not include any extension.

`sasconn<<Export Data(dt, "library", "dataset", <named arguments>)`

Function

Exports a JMP data table to the specified SAS data set in the specified library on the active SAS server connection.

Returns

1 if the data table was exported successfully; 0 otherwise.

Arguments

See [“SAS Export Data\(dt, "library", "dataset", <named_arguments>\)”](#) on page 219 in the “JSL Functions” chapter.

`sasconn<<Get Data Sets("libref")`

Function

Returns a list of the data sets defined in a SAS library on this SAS server connection.

Returns

List of strings.

Arguments

libref Quoted string that contains the SAS libref or friendly library name associated with the library for which the list of defined SAS data sets will be returned.

sasconn<<Get Error Count()**Function**

Gets the count of the number of errors encountered in the previous SAS Submit.

Returns

An integer.

sasconn<<Get File("source", "dest")**Function**

Download a file from this SAS server connection.

Returns

Void.

Arguments

See [“SAS Get File\("source", "dest", "encoding"\)”](#) on page 220 in the “JSL Functions” chapter.

sasconn<<Get File Names("fileref")**Function**

Get a list of filenames found in the given "*fileref*" on this SAS server connection.

Returns

List of strings.

Arguments

fileref Quoted string that contains the name of fileref from which to retrieve filenames.

sasconn<<Get File Names In Path("path")**Function**

Get a list of filenames found in the given "*path*" on this SAS server connection.

Returns

List of strings.

Arguments

path Quoted string that contains the directory path on the server from which to retrieve filenames.

sasconn<<Get File Refs()

Function

Get a list of the currently defined SAS filerefs on this SAS server connection.

Returns

List of strings.

sasconn<<Get Librefs(<named arguments>)

Function

Get a list of the currently defined SAS librefs on this SAS server connection.

Returns

List of strings.

Arguments

See [“SAS Get Lib Refs\(<named arguments>\)”](#) on page 221 in the “JSL Functions” chapter.

sasconn<<Get Log()

Function

Retrieve the SAS Log from the last SAS Submit from this SAS server connection.

Returns

String.

sasconn<<Get Option Name()

Function

Query SAS for the value of a SAS option variable.

Returns

String.

Example

The following script iterates through the define variables and prints out the values:

```
option_names = sasconn << Get Option Names();  
For(i=1, i <= N Items(option_names), i++,  
    option_value = sasconn << Get Option Value (option_names[i]);  
    output = option_names[i] || "=" || char(option_value) || "\n";  
    Write(output);  
);
```

`sasconn<<Get Output()`**Function**

Retrieve the listing output from the last submission of SAS code to this SASServer object.

Returns

String.

`sasconn<<Get Results()`**Function**

Retrieve the results of the previous SAS Submit as a scriptable object, which allows significant flexibility in what to do with the results.

Returns

A SAS Results Scriptable Object.

`sasconn<<Get Submit Status()`**Function**

Gets the current status of a SAS Submit for this server that is presumably running asynchronously.

Returns

1 if the submit has not started; 2 if the submit is running; 3 if the submit has been canceled; 10 if the submit has completed successfully; 11 if the submit has completed with errors.

`sasconn<<Get Var Info("libref", "dataset", <"password">)`**Function**

Returns information about the variables the specified SAS data set.

Arguments

libref Quoted string that contains the library reference to de-assign.

dataset Quoted string that contains the name of the data set from which to retrieve variable names.

Password("password") A quoted string that contains the password for the connection.

`sasconn<<Get Var Names("libref", "dataset", <named arguments>)`**Function**

Retrieves the variable names contained in the specified data set on this SAS server connection.

Returns

List of strings.

Arguments

See [“SAS Get Var Names\(string, <"dataset">, <password\("password"\)>\)”](#) on page 222 in the “JSL Functions” chapter.

sasconn<<Get Version(<"long">)

Function

Returns the SAS version as a string such as “9.1” or “9.2”.

Returns

A string that contains the SAS version.

Argument

long An optional quoted keyword that specifies to return the long SAS version, which corresponds to the SYSVLONG SAS macro. For example, “9.02.02M0P01152009”.

sasconn<<Get Work Folder()

Function

Returns the full path of the folder corresponding to the WORK library for this server.

Returns

A string that contains the work folder path.

sasconn<<Import Data("library", "dataset", <named arguments>)

Function

Import a SAS data set from this SAS server connection into a JMP table.

Returns

JMP Data Table object.

Arguments

See [“SAS Import Data\(string, <"dataset">, <named arguments>\)”](#) on page 223 in the “JSL Functions” chapter.

sasconn<<Import Query("sqlquery", <named arguments>)

Function

Execute the requested SQL query on this SAS server connection, importing the results into a JMP data table.

Returns

JMP data table object.

Arguments

See “[SAS Import Query\("sqlquery", <named arguments>\)](#)” on page 225 in the “JSL Functions” chapter.

`sasconn<<Is Connected()`**Function**

Determine whether this SAS Server object is currently connected to SAS.

Returns

1 if *sasconn* is connect, 0 otherwise.

`sasconn<<Is Product Available("productName")`**Function**

Determine whether the quoted SAS product is both licensed and installed in the session represented by the SAS connection. The SAS DATA Step functions SYSPROD and MODEXIST are used to determine the licensed and installed status of the product.

Returns

1 if the specified product is licensed, 0 if the product is not licensed, or -1 if the specified product is not recognized by SAS. This function throws an exception if the requested product is not one for which JMP knows how to check the installed status.

Argument

productName The quoted SAS product for which licensing should be checked. The product name can be specified with or without the “SAS/” prefix.

Note

The MODEXIST function is new in SAS 9.2. For SAS 9.1.3, this function only checks the license, not the installed status. In other words, for SAS 9.1.3, this function operates the same way as `Is Product Licensed()`.

`sasconn<<Is Product Licensed("productName")`**Function**

Determines whether the quoted SAS product is licensed in the session represented by the SAS connection. The SAS DATA Step function SYSPROD is used to determine the licensing status of the product.

Returns

1 if the specified product is licensed, 0 if the product is not licensed, or -1 if the specified product is not recognized by SAS.

Argument

productName The quoted SAS product for which licensing should be checked. The product name can be specified with or without the “SAS/” prefix.

sasconn<<Kill Session(<n>)

Function

Immediately terminates the SAS connection.

Returns

Void.

Arguments

n An optional number. The system waits *n* seconds for a normal shut-down before immediately terminating the SAS connection.

sasconn<<Load Text File("path", <named arguments>)

Function

Download the file specified in "*path*" from the active SAS server connection and retrieve its contents as a string.

Returns

String.

Arguments

See [“SAS Load Text File\("path"\)”](#) on page 226 in the “JSL Functions” chapter.

sasconn<<Open Log Window()

Function

Opens (or brings to the front) the SAS Log window for this server.

Returns

Void.

sasconn<<Open Output Window()

Function

Opens (or brings to the front) the SAS Output window for this server.

Returns

Void.

`sasconn<<Open SAS Results()`**Function**

Open the results from the previous SAS Submit. Intended to be used with asynchronous SAS submits or the use of the `OnSubmitComplete` option to SAS Submit to give the JSL author a way to conditionally open the results of a submit.

Returns

Void.

`sasconn<<Open Submit Results()`**Function**

Opens all the results from the last SAS Submit command.

Returns

Void.

`sasconn<<Send File("source", "dest")`**Function**

Upload a file to this SAS server connection.

Returns

Void.

Arguments

See [“SAS Send File\("source", "dest", "encoding"\)”](#) on page 227 in the “JSL Functions” chapter.

`sasconn<<Submit(sasCode, <named arguments>)`**Function**

Submit some SAS code to this SAS server connection.

Returns

Void.

Arguments

See [“SAS Submit\("sasCode", <named arguments>\)”](#) on page 227 in the “JSL Functions” chapter.

`sasconn<<Submit File("filename", <named arguments>)`**Function**

Submit a SAS code file to this SAS server connection.

Returns

Void.

Arguments

See [“SAS Submit File\(filename, <named arguments>”\)](#) on page 229 in the “JSL Functions” chapter.

Stored Processes

stp<<Begin Run(<named arguments>)>

Function

Start this stored process executing in the background. This message is paired with **End Run**, which should also be called at some point after **Begin Run** to wait for the stored process to complete.

Returns

-1 = execution failed.

1 = not started.

2 = running.

3 = canceled.

10 = completed successfully.

11 = completed with errors.

Arguments

Same as **Run**, except **AutoOpenResults** and **NoAlerts** are not supported. They are available on **EndRun**.

AutoResume(<filename>) Optional, quoted string. If specified with no argument, it specifies that the stored process results should be auto-opened when the stored process completes. If filename is specified, filename is opened rather than all results of the stored process being auto-opened.

AutoResumeScript("script") Optional, quoted string that specifies that after stored process execution completes, script should be evaluated. If the script is a function taking at least one argument, the function is evaluated with the scriptable stored process object passed as the first (and only) argument. **AutoResume** and **AutoResumeScript** are mutually exclusive.

stp<<Delete Results(<named arguments>)>

Function

Delete all results from the execution of this stored process.

Returns

1 if deletion is successful, 0 otherwise (error message to JMP log).

Arguments

NoAlerts(0|1) Optional, Boolean. If **True**, the user is not prompted for confirmation before the attempt is made to delete results.

DeleteDirectory(0|1) Optional, Boolean. If **true**, deletes the directory containing the stored process results along with the result files themselves. The default value is **true**.

stp<<Edit Param Values()**Function**

Opens the stored process window for interactively setting parameter values.

Returns

1 if the user clicks **OK** to dismiss the window, 0 if the user clicks **Cancel**.

stp<<End Run(<named arguments>)**Function**

Waits a specified amount of time (or forever) for a stored process started with **Begin Run** to complete. If the stored process is complete, retrieves the results, and opens them.

Returns

-1 = execution failed.

1 = not started.

2 = running.

3 = canceled.

10 = completed successfully.

11 = completed with errors.

Arguments

AutoOpenResults(0|1) Optional, Boolean. If **True**, results are automatically opened if the stored process completes in the time specified by *MaxWait*. If **False**, results are not automatically opened, and can be manually opened via the object returned by the **Get Results** message. Default is **True**.

MaxWait(*milliseconds*) Optional, an integer. Specifies the maximum amount of time in milliseconds to wait for the stored process to complete. If **MaxWait** is not specified, **End Run** waits forever for the stored process to complete.

NoAlerts(0|1) Optional, Boolean. If **True**, error messages are sent to the JMP log rather than message boxes. The default value is **False**.

stp<<Get Metadata Id()

Function

Returns the metadata ID of the stored process.

Returns

String.

stp<<Get Metadata Path()

Function

Returns the full metadata path of the stored process.

Returns

String.

Stp<<Get Name()

Function

Returns the name of the stored process.

Returns

String.

stp<<Get Param Enum Labels("name")

Function

Get the enumeration labels for a parameter.

Returns

List of strings.

Arguments

name Quoted string that contains the name of the parameter whose enumeration labels to retrieve.

stp<<Get Param Enum Values("name")

Function

Get the possible enumerated values for a parameter.

Returns

List of strings.

Arguments

name Quoted string that contains the name of the parameter whose possible enumerated values to retrieve.

stp<<Get Param Names(<named arguments>)**Function**

Get a list of parameter names for this stored process of specific types.

Returns

List of strings.

Arguments

Visible(0|1) Optional, Boolean. If **True**, get only visible parameters. If **False**, get only non-visible parameters. If not specified, get both visible and non-visible parameters.

Modifiable(0|1) Optional, Boolean. If **True**, get only modifiable parameters. If **False**, get only non-modifiable parameters. If not specified, get both modifiable and non-modifiable parameters.

Required(0|1) Optional, Boolean. If **True**, get only required parameters. If **False**, get only non-required parameters. If not specified, get both required and non-required parameters.

Expert(0|1) Optional, Boolean. If **True**, get only expert parameters. If **False**, get only non-expert parameters. If not specified, get both expert and non-expert parameters.

stp<<Get Param Value("name")**Function**

Get the current value of the specified parameter.

Returns

String.

Arguments

name Quoted string that contains the name of the parameter whose value to retrieve.

stp<<Get Results()**Function**

Get the results generated by the execution of this stored process as a scriptable object.

Returns

SAS Results scriptable object.

stp<<Get Status()**Function**

Get the execution status of the stored process.

Returns

-1 = execution failed.

1 = not started.
2 = running.
3 = canceled.
10 = completed successfully.
11 = completed with errors.

stp<<Get Status Message()

Function

Get the message associated with the failure of the stored process, if any.

Returns

String.

stp<<Reset Param Values()

Function

Reset all parameter values to their metadata-defined default values.

Returns

Void.

stp<<Run(<named arguments>)

Function

Execute this stored process object in the foreground.

Returns

-1 = execution failed.
1 = not started.
2 = running.
3 = canceled.
10 = completed successfully.
11 = completed with errors.

Arguments

AutoOpenResults(0|1) Optional, Boolean. If **True**, results are automatically opened when the stored process completes. If **False**, results are not auto-opened, and can be manually opened via the object returned by the **GetResults** message. The default value is **True**.

UserName("username") Optional, quoted string that contains the user name under which to run the stored process.

`Password("password")` Optional, quoted string that contains the password for *Username*.

`AuthDomain("authDomain")` Optional, quoted string that contains the authentication domain of the credentials (*username, password*) given.

`ODSDest("dest")` Optional, quoted string that contains an ODS destination (HTML, PDF, tagsets.SASReport12) for any ODS-generated results from the stored process. This requires the stored process SAS code to call %STPBEGIN. The default value is HTML.

`GraphicsDevice("device")` Optional, quoted string that contains the SAS graphics device to use when generating graphics in ODS results. This requires the stored process SAS code to call %STPBEGIN. The default value is GIF.

`ODSStyle("styleName")` Optional, quoted string that contains an ODS style to apply to the results. This requires the stored process SAS code to call %STPBEGIN. There is no default value.

`ODSSheet("cssFile")` Optional, quoted string that contains the full path to a CSS file on the client machine that is to be applied to generated ODS results. This requires the stored process SAS code to call %STPBEGIN. There is no default value.

`NoAlerts(0|1)` Optional, Boolean. If True, error messages are sent to the JMP log rather than message boxes. The default value is False.

```
stp<<Set Param Value("name", "value")
```

Function

Sets the value of the specified stored process parameter to the specified value.

Returns

1 if successful, 0 otherwise (value can violate the parameter's constraints).

Arguments

name Quoted string that contains the name of the parameter whose value to set.

value Quoted string that contains the value to which to set the parameter.

```
stp<<Set Results Directory("directory")
```

Function

Sets the directory on the client machine where stored process results are placed.

Returns

String.

Arguments

directory Quoted string that contains the full path of the directory where results of the stored process execution should be placed. The directory must exist or be creatable. If the results directory is not set, a temporary location appropriate for the operating system will be used, and that directory can be retrieved from the stored process Results scriptable object after the stored process executes.

SAS Results

```
results<<Delete All Result Files()
```

Function

Deletes all files created by the SAS Submit or Stored Process execution. Note that any result files that are still in use are not deleted.

Returns

1 if the deletion was successful; 0 if some of the files could not be deleted.

```
results<<Get Directory()
```

Function

Gets the directory where the results generated by the stored process or SAS submit are located.

Returns

String.

```
results<<Get Log()
```

Function

Get the SAS Log from the execution of the stored process or SAS submit.

Returns

String.

```
results<<Get Main Result File Name(<named arguments>)
```

Function

Gets the full path of the main result file generated by the stored process or SAS submit.

Returns

String.

Arguments

FullPath(0|1) Optional, Boolean. If True, the main result filename is returned as a full path. The default value is False.

```
results<<Get Output()
```

Function

Gets the SAS Listing output from the execution of the stored process or SAS submit.

Returns

String.

results<<Get Output Datasets()**Function**

Get a list of output data set generated by the SAS Submit that created this SAS Results object.

Returns

A list of data set names in the form "libname.membername".

results<<Get Result File Info(<MIMEType("mime-type")>, <FullPath>)**Function**

Get information about result files that were generated by the execution of the stored process or SAS submit.

Returns

List of two lists of strings. The first list is filenames, and the second list is the MIME-type of the corresponding file from the first list.

Arguments

MIMEType("mime_type") Optional, quoted string that restricts the set of files for which information is returned to only those files with the specified MIME-type. If not specified, information about all generated files is returned.

FullPath Optional, Boolean. If **True**, the filename returned for each result file is returned as a full path; if **False**, only the name of the file is returned. The default value is **False**.

results<<Make JMP Report()**Function**

Parses the ODS XML results and creates a JMP report.

Returns

The display box for the report.

results<<Open All Results()**Function**

Opens all results generated by the execution of the stored process or SAS submit.

Returns

Void.

results<<Open Result File("filename", <named arguments>)**Function**

Attempts to open the result file with the given name.

Returns

JMP Data Table if one was opened.

Arguments

filename Quoted string that contains the name of the file from the generated results to open. *filename* should just be the name of the file, not the full path. If *filename* is a filename with no extension, both JMP data tables and JSL scripts in the results are searched for a match, and if both exist, both are opened.

RunScript(0|1) Optional, Boolean. If True, and if *filename* is a JSL script, the script is executed. If False, *filename* is just opened, even if it is JSL.

results<<Run Script("filename")

Function

Looks for a JSL file in the results with the given filename and runs it if it finds it.

Returns

Void.

Arguments

filename Quoted string that contains the name of the JSL file from the generated results to open. *Filename* should just be the name of the file, not the full path, and it does not need to include the .jsl extension.

Schedule

See also [“Schedule\(n, script\)”](#) on page 269 in the “JSL Functions” chapter.

For more information about scheduling actions, see the Programming chapter in the *Scripting Guide*.

sch<<Clear Schedule()

Cancels all scheduled events.

sch<<Close()

Closes the scheduler.

sch<<Restart()

Restarts the scheduler after it was stopped from running all scheduled events.

sch<<Show Schedule()

Shows a list of all scheduled events.

sch<<Stop()

Stops the scheduler from running all scheduled events.

Sockets

skt<<Accept(<callback, timeout>)**Function**

Tells the server socket to accept a connection and return a new connected socket.

Returns

A list of up to four items. The first is a string that echoes the command ("accept"). The second is a string, either "ok" or an error. The third is a string that specifies the name of the machine that just connected. The fourth is a reference to the socket that you can send more messages.

Arguments

callback an optional argument that specifies the name of a function to receive the data.

timeout if you use a *callback*, *timeout* specifies how long the function should wait for an answer. For a server socket, 0 is an acceptable value because a server should not shut down because no one has connected to it recently.

skt<<bind("localhost", port)**Function**

Associates a port on the local machine with the socket.

Returns

A list of two strings. The first string is the command name ("bind") and the second is "ok" if successful or an error.

Argument

localhost Specifies the local machine. You cannot bind to another machine.

port The port that should be used.

skt<<Close()**Function**

Closes a socket.

Returns

A list of two strings. The first string is the command name ("close") and the second is "ok" if successful.

skt<<Connect(socketname, port)

Function

Connects to a listening socket.

Returns

A list of two strings. The first string is the command name ("connect") and the second is "ok" for a successful connection or an error sent back by the other socket.

Arguments

socketname the name of the other socket. If you are connecting to a web server, this is the web address (the name is preferred to the IP address).

port the port of the other socket to connect through.

skt<<GetPeerName()

Function

Retrieves the address and port of the socket at the other end of the connection.

Returns

A list of four strings. The first echoes the command ("getpeername"). The second is either "ok" or an error. The third and fourth are the address and the port.

skt<<GetSockName()

Function

Retrieves the address and port of the socket at this end of the connection.

Returns

A list of four strings. The first echoes the command ("getsockname"). The second is either "ok" or an error. The third and fourth are the address and the port.

skt<<iocctl(FIONBIO, 1)

Function

Controls the socket's blocking behavior.

Returns

A list of two strings. The first string is the command name ("iocctl") and the second is "ok" if successful or an error.

Arguments

FIONBIO, 1 FIONBIO means Non-Blocking I/O. 1 turns on the behavior and the argument.

skt<<Listen()**Function**

Tells the server socket to listen for connections.

Returns

A list of two strings. The first echoes the command ("listen") and the second is "ok" or an error message.

skt<<recv(n, <callback, timeout>)**skt<<recvfrom(n, <callback, timeout>)****Function**

Receives either a stream message (recv) or a datagram message (recvfrom) from the other socket. If the two optional arguments are used, the data is not received immediately.

Instead, the data is received when the function *callback* is called.

Returns

A list of three strings. The first string is the command name ("recv" or "recvto"). The second is "ok" if successful or an error message if not. The third string is the data that was received. If a callback function is used, a fourth element is the socket that was used in the original recv or recvfrom message.

Arguments

n specifies the number of bytes to receive from the other socket.

callback an optional argument that specifies the name of a function to receive the data.

timeout if you use a *callback*, *timeout* specifies how long the function should wait for an answer.

skt<<Send(stream)**skt<<SendTo(dgram)****Function**

Sends the data in the argument to the other socket. **Send** sends a stream and **sendto** sends a datagram.

Returns

A list of three strings. The first string is the command name ("send" or "sendto"). The second is "ok" if successful or an error message if not. The third string is any portion of the stream that could not be sent, or empty if all the data was sent correctly.

Arguments

stream the command to send to the other socket.

dgram the command to send to the other socket.

Note

Either argument might need to contain binary data. JMP represents non-printable ASCII characters with a tilde (~) followed by the hexadecimal number. For example,

```
skt<<send(("GET / HTTP/1.0~0d~0a~0d~0a");
```

sends a “get request” to an HTTP server.

SQL

sqlquery<<Generate SQL

Returns the SQL that the query generates when you run it.

obj<<Run(<private>, <UpdateTable(table)>, <OnRunComplete(script)>, <OnRunCanceled(script)>, <OnError(script)>

Description

Runs the SQL query in the background or foreground depending on the Query Builder preference “Run queries in the background when possible”.

Returns

Null (if the query runs in the background) or a data table (if the query runs in the foreground).

Arguments

private Optional. Opens the data table that the query produces without displaying it in a data table window.

UpdateTable Optional. Updates the specified data table. Runs the query in the foreground.

OnRunComplete Optional. Specifies a script to run after the query is complete.

OnRunCanceled Optional. Specifies a script to run after the user cancels the query.

OnError Optional. Specifies a script to run if an error occurs.

Notes

If you want the data table that results from the background query, use the **OnRunComplete** optional argument. You can include a script that runs when the query completes and then assigns a data table reference to the resulting data table. Or you might pass the name of a function that accepts a data table as its first argument. That function is called when the query completes.

Examples

The following example opens a query that you previously saved from Query Builder. The query opens privately, that is, without opening Query Builder. The query runs, and the resulting data table opens.

```
query = Open( "c:/My Data/Movies.jmpquery", private);
dt = query << Run();
```

The following example queries the database, opens the resulting data table, and prints the number of data table rows to the log.

```
confirmation = Function( {dtResult},
  Write( "\!NNumber of rows in query result: ", N Rows( dtResult ) )
);
query = New SQL Query(
  Connection(
    "ODBC:DSN=SQL
    Databases;APP=MYAPP;TrustedConnection=yes;WSID=D79255;DATABASE=SQB;"
  ),
  QueryName( "movies_to_update" ),
  Select( Column( "YearMade", "t1" ), Column( "Rating", "t1" ) ),
  From( Table( "g6_Movies", Schema( "SQB" ), Alias( "t1" ) ) ),
);
query << Run( OnRunComplete( confirmation ) );
```

Tree Node and Tree Box

For the following messages, **node** stands for a tree node or a reference to one and **root** stands for a tree box or a reference to one.

node <<Append(<node_ref>)

Inserts a referenced tree node after this node's children.

root <<Collapse(<node>)

Collapses the given tree node.

root <<Expand(<node>)

Expands the given tree node.

root <<Get Selected(<node>)

Gets the currently selected tree node.

- In a single-item tree, the currently selected tree node or `Empty` is returned.
- Table 3.2 shows the results for a `Tree Box()` that contains the `MultiSelect` argument.

Table 3.2 Multi-Select Tree Results

Items Selected in Tree	Result
no items selected	empty
single item selected	list of one tree node
multiple items selected	list of selected tree nodes

root <<Is Multiselect

Returns 1 for a `MultiSelect` tree and 0 for a single-select tree.

node <<Prepend(<node_ref>)

Inserts a tree node before this node's children.

node <<Remove(<node>)

Removes the given tree node and all its children from the tree display box.

root <<Set Selected(node|{nodes}, <0|1>)

Selects the given tree node in the tree display box. In list of tree nodes, all nodes in the list are selected for `MultiSelect` trees. Otherwise, the first node in the list is selected. Specify the Boolean argument to indicate whether the node or nodes should be selected or unselected. The default value is 1, which selects the nodes.

Notes:

- On Windows, the <<Set Selected() message expands all nodes between the selected node or nodes and the root of the tree; items that are selected deep within the tree are shown. The expansion state does not change for nodes that were previously selected.
- On Macintosh, <<Set Selected() does not change the tree expansion state.

Triangulation

For the following messages, `tri` stands for a triangulation or a reference to one.

tri <<Get N Points

Returns the number of unique points in the triangulation.

tri <<Get Points

Returns the coordinates of the unique points in the triangulation.

tri <<Get Y

Returns the Y values of the unique points in the triangulation.

tri <<Get N Hull Points

Returns the number of points on the boundary of the triangulation.

tri <<Get Hull Points

Returns the indices of the points on the boundary of the triangulation.

tri <<Get N Hull Edges

Returns the number of edges on the boundary of the triangulation.

tri <<Get Hull Edges

Returns the indices of the edges on the boundary of the triangulation.

tri <<Get Hull Path

Returns the boundary of the triangulation as a path.

tri <<Get N Triangles

Returns the number of triangles.

tri <<Get Triangles

Returns the indices of the triangles in the form of an Nx3 matrix.

tri <<Get N Edges

Returns the number of edges in the triangulation.

tri <<Get Edges

Returns the indices of the edges in the form of an Nx2 matrix.

tri <<Subset({indices})

Returns a triangulation resulting from the given subset of points.

```
tri <<Peel
```

Peel the boundary layer of a triangulation, returning a new triangulation.

Other Objects

Zip Archives

```
list = za<<dir
```

Returns a list of member names

```
data = za<<read(membername, <format(blob)>)
```

Returns a string that contains the entire member data. If the optional argument is specified, the message returns a blob.

Note

For remote files, JMP copies the URL data to the local disk. When the zip archive is no longer accessible, the local data file is deleted.

```
actualname = za<<write(membername, textstring|blobdata)
```

Writes a text or blob to a zip archive member file. If the specified `membername` isn't in the current zip file, the returned `actualname` is the same as `membername`. This member name will be changed to prevent overwriting an existing member; the name actually used is returned. For example,

```
name1 = za<<write(name, blobdata)
```

Journals

```
jnl<<Save HTML(<"path">, <"format">)
```

Saves the journal as HTML.

path A quoted string that contains the filepath for the saved HTML file (for example, "c:/myFile.html").

format The quoted graphic file format. JPG, PNG, and TIFF formats are supported. The graphics are saved in a subdirectory named `gfx`.

```
jnl<<Save RTF(<"path">, <"format">)
```

Saves the journal as an RTF file.

Arguments

path A quoted string that contains the filepath for the saved RTF file (for example, "c:/myFile.rtf").

format The quoted file format for the embedded graphics. JPG, PNG, and TIF formats are supported.

`jnl<<Save PDF(<"path">, <Show Page Setup(0|1)>, <Portrait(0|1)>)`

Saves the journal as a PDF file.

Arguments

path A quoted string that contains the filepath for the saved PDF file (for example, "c:/myFile.pdf").

Show Page Setup If set to true, opens the Page Setup window to let the user change the margin, magnification level, and other page layout options.

Portrait Determines whether the page orientation is portrait or landscape. Overrides the user's selection in the Show Page Setup window.

Index

JSL Syntax Reference

Symbols

- 259, 271
-- 29
^ 244
; 256
: 181
:: 181
:| 68
! 67
!= 61
* 260
*= 28
/* */ 55
// 55, 252
//! 56
//= 28
+ 249
 patterns 49
++ 29
+= 27
< 59
< ... <= 60
<= 60
<= ... < 61
-= 30
= 28
== 57
> 58
>= 58
| 67
|| 33
||= 35

A

Abbrev Date 69
Abs 161
Add 249

Add Color Theme 119
Add To 27
All 144
And 62
AndMZ 62
AndV3 62
Any 144
Arc 120
Arc Cos H 246
Arc Cosine 246
ArcCos 246
ArcSine 247
ArcSinH 247
ArcTan 247
ArcTangent 247
ArcTanH 247
Arg 98
Arg Expr 98
ARIMA Forecast 231
Arrhenius 240
Arrhenius Inv 240
Arrow 120
ArSin 247
As Column 181
As Date 70
As Global 181
As List 182
As Name 182
As Namespace 182
As SAS Expr 212
As Scoped 182
As SQL Expr 229
As Table 204
Assign 28
Associative Array 183
ATan 247

B

Back Color [121](#)
Batch Interactive [249](#)
Beep [250](#)
Best Partition [231](#)
Beta [241](#)
Beta Binomial Distribution [77](#)
Beta Binomial Probability [77](#)
Beta Binomial Quantile [77](#)
Beta Density [165](#)
Beta Distribution [166](#)
Beta Quantile [166](#)
Binomial Distribution [77](#)
Binomial Probability [77](#)
Binomial Quantile [78](#)
Blob MD5 [250](#)
Blob Peek [250](#)
Blob to Char [31](#)
Blob To Matrix [31](#)
Border Box [80](#)
Break [63](#)
Build Information [250](#)
Button Box [81](#)

C

Caption [250](#)
Cauchy Density [166–167](#)
CDF [145](#)
Ceiling [161](#)
Char [32](#)
Char to Blob [32](#)
Char to Hex [32](#)
Char To Path [121](#)
Check Box [81](#)
ChiSquare Density [167](#)
ChiSquare Distribution [167](#)
ChiSquare Log CDistribution [167](#)
ChiSquare Log Density [167](#)
ChiSquare Log Distribution [168](#)
ChiSquare Noncentrality [168](#)
ChiSquare Quantile [168](#)
Chol Update [145](#)
Cholesky [145](#)
Choose [63](#)
Circle [121](#)

Clear Globals [183](#)
Clear Log [183–184, 188, 190](#)
Clear Symbols [183](#)
Close [100](#)
Close All [100](#)
Col List Box [82](#)
Col Max [232](#)
Col Maximum [232](#)
Col Mean [232](#)
Col Min [232](#)
Col Minimum [232](#)
Col N Missing [233](#)
Col Number [233](#)
Col Quantile [234](#)
Col Rank [234](#)
Col Shuffle [199](#)
Col Standardize [235](#)
Col Std Dev [235](#)
Col Stored Value [205](#)
Col Sum [236](#)
Color to HLS [122](#)
Color to RGB [122](#)
Column [205](#)
Column Dialog [83](#)
Column Name [205](#)
Combo Box [83](#)
Concat [33](#)
Concat Items [34](#)
Concat To [35](#)
Contains [35](#)
Context Box [83](#)
Continue [63](#)
Contour [123](#)
Contour Function [123](#)
Convert File Path [101](#)
Correlation [145](#)
Cos [248](#)
CosH [248](#)
Cosine [248](#)
Count [206](#)
Covariance [146](#)
Create Database Connection [102](#)
Current Data Table [206](#)
Current Journal [84](#)
Current Metadata Connection [212](#)
Current Report [84](#)

Current SAS Connection [212](#)
Current Window [84](#)

D

Data Table [207](#)
DataFeed [260](#)
Date Difference [70](#)
Date DMY [71](#)
Date Increment [71](#)
Date MDY [71](#)
Day [72](#)
Day of Week [72](#)
Day of Year [72](#)
debug run [56](#)
debug step [56](#)
Decode64 Double [251](#)
Delete Globals [184](#)
Delete Symbols [184](#)
Derivative [162](#)
Design [146](#)
Design Nom [147](#)
Design Ord [147](#)
DesignF [147](#)
Desirability [164](#)
Det [148](#)
Diag [148](#)
Dialog [84](#)
Dif [207](#)
Digamma [241](#)
Direct Product [149](#)
Distance [149](#)
Divide [252](#)
Divide To [28](#)
Double Declining Balance [114](#)
Drag Line [124](#)
Drag Marker [124](#)
Drag Polygon [124](#)
Drag Rext [125](#)
Drag Text [125](#)
Dunnett P Value [168](#)
Dunnett Quantile [168](#)

E

e [69](#)
E Div [149](#)

E Mult [149](#)
Eigen [150](#)
Empty [252](#)
Encode64 Double [252](#)
Ends With [36](#)
Equal [57](#)
Eval [184](#)
Eval Expr [98](#)
Eval Insert [184](#)
Eval Insert Into [185](#)
Eval List [185](#)
Excerpt Box [84](#)
Exit [185](#)
Exp [241](#)
Expr [99](#)
Expr As Picture [84](#)
Extract Expr [99](#)

F

F Density [169](#)
F Distribution [169](#)
F Log CDistribution [169](#)
F Log Density [169](#)
F Log Distribution [169](#)
F noncentrality [169](#)
F Power [169](#)
F Quantile [170](#)
F Sample Size [170](#)
Factorial [242](#)
FFT [242](#)
Files in Directory [104](#)
Fill Color [126](#)
Fill Pattern [126](#)
First [186](#)
Fit Censored [236](#)
Fit Transform To Normal [242](#)
Floor [162](#)
For [63](#)
For Each Row [64](#)
Format [73](#)
Format Date [73](#)
Frechet Density [170](#)
Frechet Distribution [170](#)
Frechet Quantile [170](#)
Functions [186](#)
Future Value [114](#)

G

[G Inverse 150](#)
[Gamma 243](#)
[Gamma Density 171](#)
[Gamma Distribution 171](#)
[Gamma Log CDistribution 171](#)
[Gamma Log Density 171](#)
[Gamma Log Distribution 171](#)
[Gamma Poisson Distribution 78](#)
[Gamma Poisson Probability 78](#)
[Gamma Poisson Quantile 79](#)
[Gamma Quantile 172](#)
[Get Addin 253](#)
[Get Addins 253](#)
[Get Addr Info 253](#)
[Get Current Directory 104](#)
[Get Default Directory 104](#)
[Get Environment Variable 186](#)
[Get File Search Path 105](#)
[Get Log 187](#)
[Get Name Info 253](#)
[Get Path Variable 105](#)
[Get Platform Preference 254](#)
[Get Platform Preferences 254](#)
[Get Preference 255](#)
[Get Preferences 255](#)
[Get Project 256](#)
[Get Project List 256](#)
[Get SAS Version Preference 212](#)
[Global Box 85](#)
[GLog Density 172](#)
[GLog Distribution 172](#)
[GLog Quantile 172](#)
[Glue 256](#)
[Gradient Function 126](#)
[Graph 85](#)
[Graph 3D Box 85](#)
[Graph Box 85](#)
[Greater 58](#)
[Greater or Equal 58](#)

H

[H Center Box 86](#)
[H Direct Product 150](#)
[H Line 126](#)

[H List Box 86](#)
[H Sheet Box 86](#)
[H Size 127](#)
[Handle 127](#)
[Head 99](#)
[Head Expr 99](#)
[Head Name 99](#)
[Head Name Expr 99](#)
[Heat Color 127](#)
[Hex 32](#)
[Hex to Blob 36](#)
[Hex to Char 36](#)
[Hex to Number 37](#)
[Hier Box 87](#)
[Hier Clust 237](#)
[HLS Color 127](#)
[Host Is 256](#)
[Hour 73](#)
[Hypergeometric Distribution 79](#)
[Hypergeometric Probability 79](#)

I

[Icon Box 87](#)
[Identity 150](#)
[If 64](#)
[If Box 87](#)
[IfMax 64](#)
[IfMin 65](#)
[IfMZ 65](#)
[IfV3 65](#)
[IGamma 171](#)
[In Days 74](#)
[In Format 74](#)
[In Hours 74](#)
[In Minutes 74](#)
[In Path 127](#)
[In Polygon 128](#)
[In Weeks 74](#)
[In Years 74](#)
[Include 187](#)
[Include File List 188](#)
[Index 151](#)
[Insert 37](#)
 [associative arrays 37](#)
[Insert Into 37](#)
 [associative arrays 37](#)

Interest Payment [115](#)
Interest Rate [115](#)
Internal Rate of Return [116](#)
Interpolate [65](#)
Inv [151](#)
Inv Update [151](#)
Inverse [151](#)
Invert Expr [162](#)
IRT Ability [237](#)
Is Alt Key [257](#)
Is Associative Array [65](#)
Is Command Key [257](#)
Is Context Key [257](#)
Is Control Key [257](#)
Is Directory Writable [105](#)
Is Empty [66](#)
Is Expr [66](#)
Is List [66](#)
Is Matrix [151](#)
Is Missing [59](#)
Is Name [66](#)
Is Namespace [66](#)
Is Number [66](#)
Is Option Key [257](#)
Is Scriptable [66](#)
Is Shift Key [257](#)
Is String [66](#)
Item [38](#)

J

J [152](#)
JMP Product Name [258](#)
JMP Version [258](#)
JMP6 SAS Compatibility Mode [212](#)
Johnson Sb Density [172](#)
Johnson Sb Distribution [172](#)
Johnson Sb Quantile [173](#)
Johnson Sl Density [173](#)
Johnson Sl Distribution [173](#)
Johnson Sl Quantile [174](#)
Johnson Su Density [174](#)
Johnson Su Distribution [174](#)
Johnson Su Quantile [175](#)
Journal Box [87](#)
JSL Set JVM Version [269](#)

K

KDE [237](#)
KDataTable [152](#)

L

Lag [207](#)
Left [38](#)
Length [38](#)
LenthPSE [163](#), [237](#)
Less [59](#)
Less LessEqual [60](#)
Less or Equal [60](#)
LessEqual Less [61](#)
LEV Density [175](#)
LEV Distribution [175](#)
LEV Quantile [175](#)
Level Color [128](#)
LGamma [243](#)
Line [128](#)
Line Style [129](#)
Lineup Box [88](#)
List [188](#)
List Box [88](#)
Ln [243](#)
LnZ [243](#)
Load DLL [258](#)
Load Text File [106](#)
Loc [153](#)
Loc Max [153](#)
Loc Min [153](#)
Loc Sorted [154](#)
Local [188](#)
Local Here [188](#)
Lock Globals [188](#)
Lock Symbols [188](#)
Log [243](#)
Log10 [244](#)
Log1P [244](#)
LogCapture [189](#)
Logistic Density [175](#)
Logistic Distribution [175](#)
Logistic Quantil [176](#)
Logit [244](#)
Loglogistic Density [176](#)
Loglogistic Distribution [176](#)

Loglogistic Quantile [176](#)
Lognormal Density [176](#)
Lognormal Distribution [176](#)
Lognormal Quantile [176](#)
Long Date [75](#)
Lowercase [38](#)
LPsolve [164](#)

M

Mail [258](#)
Main Menu [259](#)
Marker [129](#)
Marker Size [129](#)
Match [67](#)
MatchMZ [67](#)
MatchV3 [67](#)
Matrix [154](#)
Matrix Box [88](#)
Matrix Mult [155](#)
Max [238](#)
Maximize [165](#)
Maximum [238](#)
MDYHMS [75](#)
Mean [238](#)
Meta Connect [213](#)
Meta Create Profile [214](#)
Meta Delete Profile [215](#)
Meta Disconnect [215](#)
Meta Get Repositories [215](#)
Meta Get Servers [216](#)
Meta Is Connected [216](#)
Meta Set Repository [216](#)
Meta Stored Process [216](#)
Min [238](#)
Minimize [165](#)
Minimum [238](#)
Minus [259](#)
Minute [75](#)
Mod [163](#)
Modified Internal Rate of Return [116](#)
Modulo [163](#)
Month [75](#)
Mousetrap [129](#)
Multiply [260](#)
Multiply To [28](#)
Multivariate Normal Impute [155](#)

Munger [39](#)

N

N Arg [99](#)
N Arg Expr [100](#)
N Choose K [244](#)
N Col [156](#)
N Cols [156](#)
N Items [189](#)
N Missing [238](#)
N Row [207](#)
N Rows [207](#)
N Table [207](#)
Name Expr [100](#)
Names Default To Here [189](#)
Namespace [189](#)
Namespace Exists [189](#)
NchooseK Matrix [155](#)
Neg Binomial Distribution [79](#)
Neg Binomial Probability [79](#)
Net Present Value [116](#)
New Column [208](#)
New Image [89](#)
New Namespace [190](#)
New Project [260](#)
New SQL Query [230](#)
New Table [208](#)
New Window [89](#)
Normal Biv Distribution [176](#)
Normal Contour [129](#)
Normal Density [177](#)
Normal Distribution [177](#)
Normal Log CDistribution [177](#)
Normal Log Density [177](#)
Normal Log Distribution [177](#)
Normal Mixture Density [177](#)
Normal Mixture Distribution [177](#)
Normal Mixture Quantile [178](#)
Normal Quantile [178](#)
Not [67](#)
Not Equal [61](#)
Num [39](#)
Num Deriv [163](#)
Num Deriv2 [163](#)
Number [238](#)
Number Col Box [90](#)

Number Col Edit Box [90](#)
Number Edit Box [90](#)
Number of Periods [117](#)

O

Open [107](#)
Open Database [111](#)
Open Datafeed [260](#)
Open Project [261](#)
Or [67](#)
OrMZ [68](#)
Ortho [156](#)
Ortho Poly [156](#)
OrV3 [68](#)
Outline Box [91](#)
Oval [130](#)

P

Page Break Box [91](#)
Panel Box [91](#)
Parameter [190](#)
Parse [190](#)
Parse Date [74](#)
Parse XML [261](#)
Pat Abort [46](#)
Pat Altern [46](#)
Pat Any [47](#)
Pat Arb [47](#)
Pat Arb No [47](#)
Pat At [48](#)
Pat Break [48](#)
Pat Concat [49](#)
Pat Conditional [49](#)
Pat Fail [49](#)
Pat Fence [50](#)
Pat Immediate [50](#)
Pat Len [50](#)
Pat Match [51](#)
Pat Not Any [51](#)
Pat Pos [51](#)
Pat R Pos [52](#)
Pat R Tab [52](#)
Pat Regex [52](#)
Pat Rem [52](#)
Pat Repeat [53](#)

Pat Span [53](#)
Pat String [53](#)
Pat Succeed [54](#)
Pat Tab [54](#)
Pat Test [54](#)
Path [130](#)
Path To Char [130](#)
Payment [117](#)
Pen Color [131](#)
Pen Size [131](#)
Pi [69](#)
Pick Directory [111](#)
Pick File [111](#)
Picture Box [91](#)
Pie [131](#)
Pixel Line [131](#)
Pixel Move [131](#)
Pixel Origin [131](#)
Platform Preferences [261](#)
Plot Col Box [91](#)
Poisson Distribution [79](#)
Poisson Probability [80](#)
Poisson Quantile [80](#)
Polygon [131](#)
Polytope Uniform Random [262](#)
Popup Box [91](#)
Post Decrement [29](#)
Post Increment [29](#)
Power [244](#)
Pref [263](#)
Preference [263](#)
Preferences [263](#)
Present Value [117](#)
Principal Payment [118](#)
Print [190](#)
Print Matrix [156](#)
Probit [178](#)
Product [238](#)

Q

QR [157](#)
Quantile [239](#)
Quarter [75](#)
Quit [185](#)

R

R Connect [194](#)
R Execute [194](#)
R Get [195](#)
R Get Graphics [195](#)
R Init [195](#)
R Is Connected [195](#)
R JMP Name to R Name [196](#)
R Send [196](#)
R Send File [197](#)
R Submit [197](#)
R Submit File [198](#)
R Term [198](#)
Radio Box [92](#)
Random Beta [199](#)
Random Beta Binomial [199](#)
Random Binomial [199](#)
Random Cauchy [200](#)
Random Exp [200](#)
Random Frechet [200](#)
Random Gamma [200](#)
Random Gamma Poisson [200](#)
Random Geometric [201](#)
Random GLog [201](#)
Random Index [201](#)
Random Integer [201](#)
Random Johnson Sb [201](#)
Random Johnson Sl [201](#)
Random Johnson Su [201](#)
Random LEV [201](#)
Random Logistic [202](#)
Random Loglogistic [202](#)
Random Lognormal [202](#)
Random Negative Binomial [202](#)
Random Normal [202](#)
Random Normal Mixture [202](#)
Random Poisson [203](#)
Random Reset [203](#)
Random SEV [203](#)
Random Shuffle [203](#)
Random Triangular [203](#)
Random Uniform [203](#)
Random Weibull [204](#)
Range Slider Box [92](#)
Rank [157](#)
Rank Index [157](#)

Ranking [157](#)
Ranking Tie [157](#)
Rect [132](#)
Recurse [190](#)
Regex [39](#)
Regex Match [55](#)
Register Addin [266](#)
Remove [40](#)
 associative arrays [40](#)
Remove From [40](#)
 associative arrays [40](#)
Repeat [40](#)
Report [92](#)
Resample Freq [204](#)
Reverse [41](#)
Reverse Into [41](#)
Revert Menu [267](#)
RGB Color [132](#)
Right [41](#)
Root [245](#)
Round [163](#)
Row [208](#)
Run [367](#)
Run Background [230](#)
Run Foreground [231](#)
run script without opening [56](#)

S

SAS Assign Lib Refs [216](#)
SAS Connect [217](#)
SAS Desaaaign Lib Refs [218](#)
SAS Disconnect [218](#)
SAS Export Data [219](#)
SAS Get Data Sets [220](#)
SAS Get File [220](#)
SAS Get File Names [220](#)
SAS Get File Names In Path [221](#)
SAS Get File Refs [221](#)
SAS Get Lib Refs [221](#)
SAS Get Log [221](#)
SAS Get Output [222](#)
SAS Get Results [222](#)
SAS Get Var Names [222](#)
SAS Import Data [223](#)
SAS Import Query [225](#)
SAS Is Connected [225](#)

SAS Load Text File [226](#)
SAS Name [226](#)
SAS Open For Var Names [226](#)
SAS Send File [227](#)
SAS Submit [227](#)
SAS Submit File [229](#)
Save Log [191](#)
Save Text File [113](#)
SBInv [245](#)
SbTrans [245](#)
Scene Box [92](#)
Schedule [269](#)
Scheffe Cubic [245](#)
Script Box [92](#)
Scroll Box [93](#)
Second [75](#)
Send [191](#)
Sequence [208](#)
Set Current Directory [113](#)
Set Default Directory [113](#)
Set File Search Path [113](#)
Set Path Variable [114](#)
Set Platform Preferences [261](#)
Set Toolbar Visibility [269](#)
SetJVMOption [269](#)
SEV Density [178](#)
SEV Distribution [178](#)
SEV Quantile [178](#)
Shape [157](#)
Sheet Part [94](#)
Shift [41](#)
Shift Into [41](#)
Short Date [76](#)
Show [191](#)
Show Addins Dialog [270](#)
Show Commands [270](#)
Show Globals [191](#)
Show Namespaces [191](#)
Show Preferences [270](#)
Show Properties [270](#)
Show Symbols [191](#)
Simplify Expr [164](#)
Sin [248](#)
Sine [248](#)
SinH [248](#)
Slider Box [94](#)

SIInv [245](#)
SITrans [245](#)
Socket [271](#)
Solve [158](#)
Sort Ascending [158](#)
Sort Descending [158](#)
Sort List [192](#)
Sort List Into [192](#)
Spacer Box [95](#)
Speak [271](#)
Spline Coef [158](#)
Spline Eval [159](#)
Spline Smooth [159](#)
Sqrt [245](#)
Squash [245](#)
Squish [246](#)
Starts With [42](#)
Status Msg [271](#)
Std Dev [239](#)
Step [68](#)
Stop [68](#)
Straight Line Depreciation [118](#)
String Col Box [95](#)
String Col Edit Box [95](#)
Students t Density [179](#)
Students t Distribution [179](#)
Students t Quantile [180](#)
Subscript [208](#)
Substitute [42](#)
Substitute Into [43](#)
Substr [43](#)
Subtract [271](#)
Subtract To [30](#)
SuInv [246](#)
Sum [239](#)
Sum Of Years Digits Depreciation [118](#)
Summarize [239](#)
Summarize YByX [239](#)
Summation [240](#)
Suppress Formula Eval [209](#)
SuTrans [246](#)
SVD [159](#)
Sweep [159](#)

T

t Density [179](#)

t Distribution [179](#)
t Log CDistribution [179](#)
t Log Density [179](#)
t Log Distribution [179](#)
T Noncentrality [179](#)
t Quantile [180](#)
Tab Box [95](#)
Table Box [95](#)
Tan [248](#)
Tangent [248](#)
TanH [249](#)
Text [132](#)
Text Box [95](#)
Text Color [132](#)
Text Edit Box [96](#)
Text Size [132](#)
Throw [192](#)
Tick Seconds [76](#)
Time of Day [76](#)
Today [76](#)
Tolerance Limit [240](#)
Trace [159](#)
Transparency [133](#)
Transpose [159](#)
Trigamma [246](#)
Trim [44](#)
Trim Whitespace [44](#)
Try [192](#)
Tukey HSD P Value [180](#)
Tukey HSD Quantile [180](#)
Type [192](#)

U

Unlock Symbols [193](#)
Unregister Addin [271](#)
Uppercase [44](#)

V

V Center Box [97](#)
V Concat [159–160](#)
V Line [133](#)
V List Box [97](#)
V Max [160](#)
V Mean [160](#)
V Min [160](#)

V Sheet Box [97](#)
V Size [133](#)
V Std [160](#)
V Sum [160](#)
Vec Diag [161](#)
Vec Quadratic [161](#)

W

Wait [193](#)
Watch [193](#)
Web [272](#)
Web Browser [97](#)
Week of Year [76](#)
Weibull Density [180](#)
Weibull Distribution [180](#)
Weibull Quantile [180](#)
While [69](#)
Wild [193](#)
Wild List [193](#)
Window [98](#)
Word [45](#)
Words [45](#)
Write [193](#)

X

X Function [133](#)
X Origin [133](#)
X Range [133](#)
X Scale [133](#)
XML Attr [272](#)
XML Decode [272](#)
XML Encode [272](#)
XML Text [273](#)
XPath Query [45](#)

Y

Y Function [134](#)
Y Origin [134](#)
Y Range [134](#)
Y Scale [134](#)
Year [76](#)

Z

Zero or Missing [69](#)