



# Release Notes for JMP 13.2

JMP 13.2 is a general maintenance release that contains enhancements and bug fixes. Reproducible crashes and numeric issues have been corrected. Applying this maintenance release is recommended for all sites.

---

## New Features

- Several new JSL commands prevent users from editing data tables.
  - To prevent editing cells in the data table, use the Set Edit Lock message with the Modify Cells argument.
  - To prevent adding or deleting columns and rows, use Set Edit Lock with the Add Columns, Remove Columns, Add Rows, or Delete Rows arguments.
  - To get a list of data table operations that are locked, use Get Edit Lock.
  - To allow a specified data table operation again, use Clear Edit Lock.
- The JSL Set Data Type alias has been added to Data Type(), so the two commands can be used interchangeably.
- In the Distribution platform's Test Equivalence report, the test column has been removed to avoid the confusing terminology of "Upper" and "Lower". The degrees of freedom have been added.
- In the Graph Builder iPad app, you can import a workbook that contains multiple worksheets. On the Import window, turn off Import First Sheet Only and select the worksheets that you want to import. The worksheets appear in a folder in the Gallery.
- JMP can import and export ISO 8601 data.
- You can select or deselect all statistics for a report table in the Column Numeric Format window.
- An isometric scale is applied to MCA plots.
- The Dashboard Builder "Blank Dashboard" template now includes a header and a placeholder box.
- In the Fit Least Squares platform preferences, you can turn off Scaled Estimates.
-  In Text Explorer, results from Latent Semantic Analysis match results from PCA. The singular values in Latent Semantic Analysis are the square root of the eigenvalues in PCA.
-  In Text Explorer, results from Topic Analysis match results from a rotated Principal Component analysis.
- Naming conventions in the Topic Analysis report have improved. "Topic Words" are now called "Topic Terms". "Topic Portions" are now called "Variance Explained by Each Topic". "Rotated V Matrix" is now called "Term Topic Loadings". Rotated U Matrix is now called "Document Topic Scores".

---

## General Improvements

### Application Builder

- When you save edits in Application Builder under some circumstances, JMP no longer closes abruptly.
- When you click in the workspace tab list, the current tab switches to the Script tab.

### Dashboard Builder

- Pressing Ctrl+Z in the Dashboard Builder preview mode no longer causes JMP to close abruptly.

### Data Filters

- Clicking Clear in a Local Data Filter that is embedded in a Graph Builder window no longer causes JMP to close abruptly.
- The Data Filter honors the Missing Value Codes column property.

### Data Tables

- When you open a data table that has virtually joined label columns, JMP no longer closes abruptly.
- When you change the data type of derived columns with Standardize Attributes, JMP no longer closes abruptly.
- When you remove a formula reference for a formula column, JMP no longer closes abruptly.
- When you delete a column reference to a deleted column, JMP no longer closes abruptly.
- The data table does not unexpectedly scroll to the top when you click on the border between rows.

### Formula Editor

- All Char, Hex, Hex to Number, Matrix, and Blob functions appear in the Formula Editor.

### Import and Export

- Triple-S files with a multiple-variable column as the last column in a CSV or XML file are imported correctly.
- Importing a SAS Transport file imports the same number of rows as SAS for some files.

### JMP Query Builder

- Reference columns no longer appear in the Available Columns list because they are not supported in queries.

### Macintosh

- The GPU on the 15" MacBook with a Touchbar no longer runs at full capacity even when no windows are open.
- The Recent Files and Windows lists are no longer disabled in the Home Window on Mountain Lion 10.8.x.

## PDF Output

- Curves no longer become straight lines when you convert a graph to a PDF file.

## Recode

- When a column with the Value Ordering column property is recoded, the value ordering recognizes the recoded values.

## Windows

- When the preference to dock the Window list in maximized windows is on and you return to a saved session in which a previous data table and report autoload on start-up, JMP no longer closes abruptly.

---

## Graphs

### Graph Builder

- When you change the JMP language with Graph Builder open, JMP no longer closes abruptly.
- The correct legend appears in journals produced from Graph Builder.
- When the same terms are used in both the Label and Grouping roles, the labels on the vertical axis of the graph are no longer mislabeled.
- When you export a Graph Builder plot with a line of fit and a confidence fit as an SVG, the graph area is no longer exported as a bitmap.

### Parallel Plot

- When you change the legend, JMP no longer closes abruptly.

---

## Statistics

### Choice

- The Comparisons table shows the correct combination for Any and Subject Effects.
- The Save Utility Formula option in Hierarchical Bayes relies on the specific subject effects instead of the posterior mean values.

### Control Chart Builder

- When you hide and exclude a point in one phase of a Levey-Jennings chart, the control limits in the other phases no longer change.
- When you change the data type of variables that are assigned to an X and Y role, JMP no longer closes abruptly.
- Spec limits no longer appear on dispersion charts.
- Selecting and deselecting spec limits in a chart with multiple Y variables works as expected.

- The red test circles are larger and more distinctive.

## Design of Experiments

- If you have multiple responses and you run the Model script (created by DOE), the Fit Separately option is shown as expected.
- In Response Surface, the data table output is correct after using the Back button with the Randomize within blocks run order.
- Split-split plot designs with disallowed combinations honor the randomization restrictions.
- When you have a linear constraint and make a design, use the Back button, add another constraint, and make a design, JMP no longer closes abruptly.
- Fit Definitive Screening gives the same results when the design is replicated.

## Distribution

- When you remove a distribution and then stack, JMP no longer closes abruptly.
- When you hold down the Ctrl key and select Stem and Leaf, JMP no longer closes abruptly.

## Fit Model

- When row states are changed after turning on Automatic Recalc for individual platforms within Fit Group (while leaving Automatic Recalc turned off for the Fit Group), JMP no longer closes abruptly.
- Numeric formats are broadcast correctly to other tables in the report in Fit Group.
- When fitting models with a large number of parameters, JMP no longer closes abruptly.

## Generalized Regression

- The Generalized Regression ROC curve is correct when there are missing values in a nominal response.
- The Forward Selection algorithm no longer ignores parameters that are completely confounded. All effects are allowed to enter the model.
- When you enforce heredity on a double lasso fit, heredity is saved in the script (and honored when you redo the analysis).

## Mixed Models

- Covariance parameter estimates are correct when you fit a model with the Unequal Variance covariance structure.

## Partial Least Squares

- Any cell that has a missing value for X1 or X2 is no longer omitted for the calculation of the mean and standard deviation to be used for standardization.

## Standard Least Squares

- When you create an LSMeans Contrast and then save the script for the analysis, the LSMeans Contrast is saved correctly in the script.
- The Contrast Specification boxes are aligned correctly.

- When the same terms are used in both the Label and Grouping roles, the labels on the vertical axis of the graph are no longer mislabeled.
- For Dunnett's test, JMP now uses the correct control level when the control level specified in JSL contains forward slash.

## Fit Y by X

- For Dunnett's test, JMP now uses the correct control level when the control level specified in JSL contains forward slash.



## Formula Depot

- Column dependencies were added when publishing models and formulas.
- In the Formula Depot, JMP asks you to select which open data table will be used for Model Comparison, Profiler, and Run Script.

## Latent Class Analysis

- If an LCA fit requests more clusters than the maximum number of clusters, a fit is provided for the maximum number, and a warning is displayed.

## MaxDiff

- The Save Utility Formula option in Hierarchical Bayes relies on the specific subject effects instead of the posterior mean values.
- The Comparisons table shows the correct combination for Any and Subject Effects.

## Multivariate

- Singularities are detected correctly in Maximum Likelihood and REML estimations.
- When the Default option would otherwise result in REML estimation, but the fit does not converge properly, the platform reverts to the Pairwise method. Previously, the non-converged solution was displayed, which led to inconsistent results among computers with different Windows operating systems.

## Multivariate Control Chart

- When some covariance matrices are singular, the change point detection is consistent with prior versions of JMP.

## Neural

- When you set a random seed, the results for all fits are identical.

## Nonlinear Curve

- The fit for Gaussian Peak models has been improved.

## Principal Components

- Singularities are detected correctly in Maximum Likelihood and REML estimations.
- When data have fewer rows than columns, and there are rows with missing values, the Score Plot with Imputation shows the imputed scores.

- When Principal Component Analysis is performed with the Unscaled option, the values of DModX match hand calculations.
- The Save Predicteds values are estimated without an intercept in the model when the Unscaled option is selected.

## Profilers

- When you select Graph > Profiler and select the Show Formulas option from the red triangle menu, the formula is no longer truncated.






## Recurrence

- When the same terms are used in both the Label and Grouping roles, the labels on the vertical axis of the Event Plot are no longer mislabeled.
- When you select Save Intensity Formula in Recurrence, JMP no longer closes abruptly.

## REML

- The confidence limits of the random effect in Tukey's test are no longer missing, and the corresponding Connecting Letters report is correct.
- When you create a Tukey's test to compare levels of interactions, the results in the Crosstab report match the results in the Connecting Letters report.

## Text Explorer

- When you select Score Terms by Column and save the script for the report, a new data table is no longer created when you run the script.
-  The values produced by the Save Singular Vector Formula option match the values of the Save Document Singular Vectors columns. The values produced by the Save Topic Vector Formula option match the values in the Save Document Topic Vector columns.
-  The scale of the Topic Terms (previously "Topic Words") is improved; values represent correlations between Term and Topic when the "Centered and Scaled" and "Centered" data term matrices are analyzed.
-  The Rotation Matrix (previously "Transformation Matrix") matches across Topic Analysis and Principal Components Analysis for "Centered and Scaled", "Centered", and "Uncentered".
-  The Topic Portions in Topic Analysis match the Variance Explained by Each Factor in the Principal Components or Factor Analysis platforms.
-  The values from the Save Topic Vector Formula option match those of the Save Document Topic Vector columns.

## Variability Chart

- When you select all rows in the data table, select Hide/Exclude, and then select Hide/Exclude again, JMP no longer closes abruptly.

---

## Scripting

- When you use Reshow in a graph box on Macintosh, the graph box is updated.

- An incorrect Concatenate syntax no longer causes JMP to close abruptly.
- The Missing Value Codes column property is no longer used after being deleted with a JSL script.
- Summary correctly evaluates JSL variables.
- When the No Data option is used with Copy Table Script, the arguments to create new columns use the New Column() function instead of Column().
- The Show Alternative Column Name preference consistently works in Col List Box().
- Scripts generated by Copy Column Properties no longer causes an error in the JSL Debugger.
- In Tab Box(), the Column Switcher no longer scrolls out of view, and the window name stays the same.
- The H Center Box() retains its size when you add a tab to a Tab Box() that contains an H Center Box().
- The Add message for Tab Box() no longer breaks a Combo Box().
- Private and hidden data tables can be saved in a script by Create Excel Workbook().
- The Profiler option is saved correctly to a report when Redo Analysis is specified.
- When you provide a URL as the path for Load Text File() with the JSON option specified, JMP no longer prints errors to the log.
- Control Chart Builder scripts allow a JSL variable for Set Sample Size().
- Process Capability scripts allow a JSL variable for a Process Variables() argument.
- The results of Col Mean() are consistent with results in JMP 12.2 and 13.0.
- The validation overrides the number of factors in a PLS script with or without imputation.
- When you add a variable that is not included in the expression to minimize, Minimize() now resorts to numerical derivative approximations.